

# SENTRON Switching and Protection Devices – Air Circuit Breakers

# 15



15/2

## Introduction

### SENTRON 3WL Air Circuit Breakers

3WL Air Circuit Breakers/  
Non-Automatic Air Circuit Breakers  
up to 6300 A (AC)

15/6

General data

15/7

3-pole, fixed-mounted versions

15/11

3-pole, withdrawable versions

15/15

4-pole, fixed-mounted versions

15/19

4-pole, withdrawable versions

15/23

Options

15/29

Accessories and Spare Parts

3WL Non-Automatic Air Circuit Breakers  
up to 4000 A (DC)

15/50

3- and 4-pole, fixed-mounted versions

15/51

3-pole, withdrawable versions

15/52

4-pole, withdrawable versions

15/53

Accessories and Spare Parts

## Technical Information

can be found at

[www.siemens.com/lowvoltage/support](http://www.siemens.com/lowvoltage/support)

under Product List:

- Technical specifications

under Entry List:

- Updates
- Downloads
- FAQ
- Manuals
- Characteristic curves
- Certificates

and at

[www.siemens.com/lowvoltage/configurators](http://www.siemens.com/lowvoltage/configurators)

- Configurators

## Introduction

### Overview



Size I



Size II



Size III

#### Air circuit breakers

##### 3WL air circuit breakers/non-automatic air circuit breakers up to 6300 A (AC)

Size	I, II, III	II			
Rated current $I_n$	A	630, 800, 1000, 1250, 1600, 2000, 2500, 3200, 4000, 5000, 6300	1000, 2000, 4000		
Number of poles	3-pole, 4-pole	3-pole, 4-pole	3-pole, 4-pole		
Rated operational voltage $U_o$	V AC V DC	... 690/1000/1150 --	-- ... 1000		
Rated ultimate short-circuit breaking capacity at 500 V AC	kA	Size I 55/66	Size II 66/80/100	Size III 100/150 (3-pole), 130 (4-pole)	30/25/20 (at DC 300/600/1000 V)
Endurance	Operating cycles	20000	15000	10000	15000
Mounting position					
Degree of protection		IP55	IP55	IP55	IP55
With cover		IP41	IP41	IP41	IP41
Without cover (with door sealing frame)					
Dimensions 3-/4-pole					
	W mm	320/410	460/590	704/914	460/590
	H mm	434	434	434	434
	D mm	291	291	291	291
	Fixed mounting				
	H mm	465.5	465.5	465.5	465.5
	D mm	471	471	471	471
Withdrawable					

ETU15B<sup>1)</sup>

ETU25B



ETU27B



ETU45B



ETU76B

Type

#### Electronic releases for SENTRON 3WL circuit breakers

Overload protection	✓	✓	✓	✓	✓
Short-time delayed short-circuit protection	--	✓	✓	✓	✓
Instantaneous short-circuit protection	✓	✓	✓	✓	✓
Neutral conductor protection	--	--	✓	✓	✓
Ground-fault protection	--	--	✓	□	□
Zone Selective Interlocking	--	--	--	□	□
LCD, 4-line	--	--	--	□	--
LCD, graphic	--	--	--	--	✓
Communication through PROFIBUS DP	--	--	--	□	□
Measurement function <i>Plus</i>	--	--	--	□	□
Selectable parameter sets	--	--	--	--	✓
Parameters freely programmable	--	--	--	--	✓
CubicleBUS	--	--	--	✓	✓

✓ Standard.

-- Not available.

□ Optional.

1) ETU15B cannot be used with 3WL circuit breakers, size III.

3WL air circuit breakers/non-automatic air circuit breakers according to UL 489 up to 5000 A, see Catalog LV 16.

## Switching capacity

Size		I				II				III							
Type		3WL11				3WL12				3WL13							
Switching capacity class		N	(N)	S	(S)	N	(N)	S	(S)	H	(H)	H	(H)	C 3-pole	(C)	C 4-pole	(C)
<b>Short-circuit breaking capacity</b>																	
Rated operational voltage $U_e$ up to 415 V AC																	
$I_{cu}$	kA	55		66		66		80		100		100		150		130	
$I_{cs}$	kA	55		66		66		80		100		100		150		130	
$I_{cm}$	kA	121		145		145		176		220		220		330		286	
Rated operational voltage $U_e$ up to 500 V AC																	
$I_{cu}$	kA	55		66		66		80		100		100		150		130	
$I_{cs}$	kA	55		66		66		80		100		100		150		130	
$I_{cm}$	kA	121		145		145		176		220		220		330		286	
Rated operational voltage $U_e$ up to 690 V AC																	
$I_{cu}$	kA	42		50		50		75		85		85		150		130	
$I_{cs}$	kA	42		50		50		75		85		85		150		130	
$I_{cm}$	kA	88		105		105		165		187		187		330		286	
Rated operational voltage $U_e$ up to 1000 V/1150 V AC																	
$I_{cu}$	kA	--		--		--		--		50		50		70 <sup>4)</sup>		70 <sup>4)</sup>	
$I_{cs}$	kA	--		--		--		--		50		50		70 <sup>4)</sup>		70 <sup>4)</sup>	
$I_{cm}$	kA	--		--		--		--		105		105		154 <sup>4)</sup>		154 <sup>4)</sup>	
<b>Rated short-time withstand current <math>I_{cw}</math> of the circuit breakers<sup>3)</sup></b>																	
0.5 s	kA	55		66		66		80		100		100		100		100	
1 s	kA	42		50		55		66		80		100		100		100	
2 s	kA	29.5		35		39		46		65 <sup>1)/70<sup>2)</sup></sup>		80		80		80	
3 s	kA	24		29		32		37		50 <sup>1)/65<sup>2)</sup></sup>		65		65		65	
<b>Short-circuit breaking capacity <math>I_{cc}</math> of the non-automatic air circuit breakers</b>																	
Up to 500 V AC	kA	55		66		66		80		100		100		100		100	
Up to 690 V AC	kA	42		50		50		75		85		85		100		100	
Up to 1000 V/1150 V AC	kA	--		--		--		--		50 <sup>4)</sup>		50		70 <sup>4)</sup>		70 <sup>4)</sup>	

Size		II	
Type		3WL12	
Switching capacity class		DC	
<b>Short-circuit breaking capacity</b>			
Up to 220 V DC	$I_{cc}$	kA	35
Up to 300 V DC	$I_{cc}$	kA	30
Up to 600 V DC	$I_{cc}$	kA	25
Up to 1000 V DC	$I_{cc}$	kA	20
<b>Rated short-time withstand current <math>I_{cw}</math></b>			
0.5 s	kA	--	
1 s	kA	35 <sup>5)/30<sup>6)/25<sup>7)/20<sup>8)</sup></sup></sup></sup>	
2 s	kA	--	
3 s	kA	--	

(N) Circuit breakers with ECO switching capacity N ( $I_{cu} = I_{cs}$  up to 55 kA size I/up to 66 kA size II at 500 V)

(S) Circuit breakers with standard switching capacity S ( $I_{cu} = I_{cs}$  up to 66 kA size I/up to 80 kA size II at 500 V)

(H) Circuit breakers with high switching capacity H ( $I_{cu} = I_{cs}$  up to 100 kA at 500 V)

(C) Circuit breakers with very high switching capacity C ( $I_{cu} = I_{cs}$  up to 150 kA (3-pole)/130 kA (4-pole) at 500 V)

(DC) Non-automatic air circuit breakers with DC switching capacity

These circuit breakers are indicated in the selection and ordering data by orange backgrounds.

1) Size II with  $I_{n \max} \leq 2500$  A.

2) Size II with  $I_{n \max} = 3200$  A and  $I_{n \max} = 4000$  A.

3) At a rated voltage of  $\geq 690$  V the  $I_{cw}$  value of the circuit breaker cannot be greater than the  $I_{cu}$  or  $I_{cs}$  value at 690 V.

4) Rated operational voltage  $U_e = 1150$  V.

5) At  $U_e = 220$  V DC.

6) At  $U_e = 300$  V DC.

7) At  $U_e = 600$  V DC.

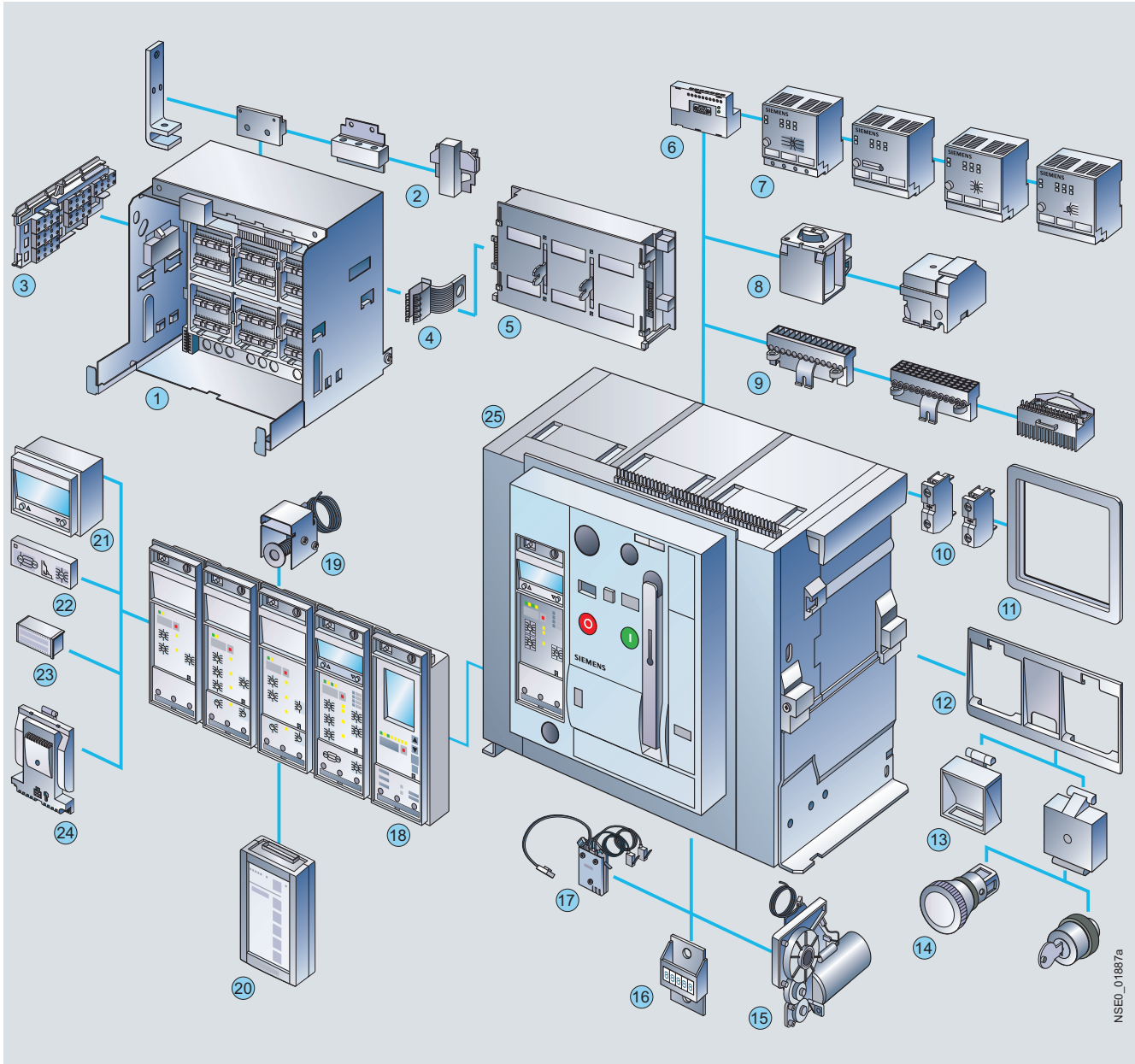
8) At  $U_e = 1000$  V DC.

# SENTRON Switching and Protection Devices – Air Circuit Breakers

## Introduction

### SENTRON 3WL:

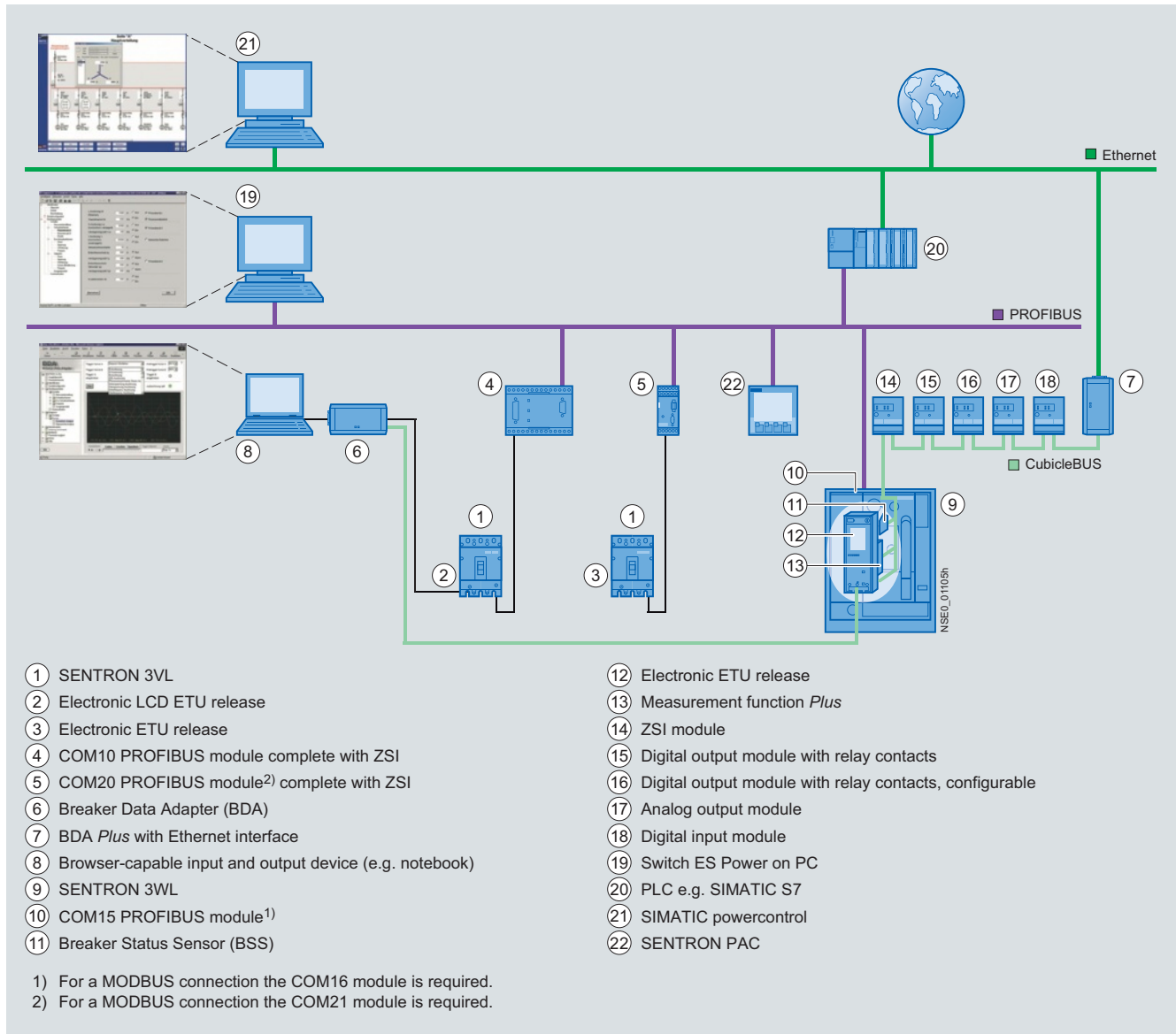
Superior individual products integrated into uniform power distribution systems - up to and including industry-specific industrial and infrastructure solutions



NSE0\_01887a

- |   |   |
|---|---|
| ① Guide frame (pages 15/30 to 15/33)  | ⑬ Transparent panel, function insert (page 15/35)                             |
| ② Main circuit connection front, flange, horizontal, vertical (pages 15/45 and 15/46) | ⑭ EMERGENCY-STOP pushbutton, key operated (page 15/38)                        |
| ③ Position signaling switch (pages 15/26 and 15/38)                                   | ⑮ Motorized operating mechanism (page 15/40)                                  |
| ④ Grounding contact, leading (page 15/42)   |   |
| ⑤ Shutter (page 15/41)  |   |
| ⑥ COM15 PROFIBUS module or COM16 MODBUS module (page 15/44)                           |   |
| ⑦ External <b>CubicleBUS</b> module (page 15/43)                                      |   |
| ⑧ Closing solenoid, auxiliary release (page 15/40)                                    |   |
| ⑨ Auxiliary conductor plug-in system (page 15/39)                                     |   |
| ⑩ Auxiliary switch block (page 15/40)   |   |
| ⑪ Door sealing frame (page 15/41)   |   |
| ⑫ Interlocking set for base plate (page 15/36)  |   |
| ⑬ Transparent panel, function insert (page 15/35)                                     |   |
| ⑭ EMERGENCY-STOP pushbutton, key operated (page 15/38)                                |   |
| ⑮ Motorized operating mechanism (page 15/40)  |   |
|   | ⑯ Remote reset solenoid (page 15/35)  |
|   | ⑰ Breaker status sensor (BSS) (page 15/44)                                    |
|   | ⑱ Protective device with device holder, electronic release (ETU) (page 15/34) |
|   | ⑲ Remote reset solenoid (page 15/35)  |
|   | ⑳ Breaker data adapter (BDA) (page 15/43)                                     |
|   | ㉑ Four-line display (page 15/34)  |
|   | ㉒ Ground-fault protection module (page 15/34)                                 |
|   | ㉓ Rated current module (page 15/34)   |
|   | ㉔ Measuring function module (page 15/34)                                      |
|   | ㉕ Circuit breaker (pages 15/7 to 15/22)                                       |

## Communication-capable circuit breakers (with ETU45B or ETU76B electronic release)



### Features

- Coordinated communication concept using the PROFIBUS DP or MODBUS, ranging from 16 A to 6300 A with SENTRON 3VL and SENTRON 3WL
- The high level of modularity of circuit breakers and accessories allows easy retrofitting of all communication components
- Significant additional benefits due to the possibility of linking up external input and output modules to the circuit breaker-internal **CubicleBUS** of the SENTRON 3WL inside the switchgear
- Innovative software products for parameterization, operation, monitoring, and diagnostics of SENTRON circuit breakers, both locally or via PROFIBUS DP, MODBUS or Ethernet/Intranet/Internet
- Complete integration of the SENTRON circuit breakers into the Totally Integrated Power and Totally Integrated Automation solutions

### Communication:

- For air circuit breakers with optional communication function (ETU45B or ETU76B electronic release) see pages 15/7 to 15/22.
- For accessories see pages 15/43 and 15/44.
- For more information see also the Chapter 13 "Power Management System" and Chapter 18 "Software for Power Distribution".

# SENTRON 3WL Air Circuit Breakers

## 3WL Air Circuit Breakers/Non-Automatic Air Circuit Breakers up to 6300 A (AC)

### General data

#### Benefits

##### Low space requirements

The SENTRON 3WL devices require very little space. Size I devices (up to 1600 A) fit into a 400 mm wide switchgear panel. Size III devices (up to 6300 A) are the smallest of their kind and with their construction width of 704 mm fit into a 800 mm wide switchgear panel.

##### Modular design

Components like auxiliary releases, motorized operating mechanisms, electronic releases, current sensors, auxiliary circuit signaling switches, automatic reset devices, interlocks and engagement operating mechanisms can all be exchanged or retrofitted at a later stage, thus allowing the circuit breaker to be adapted to new, changing requirements.

The main contacts can all be replaced in order to increase the endurance of the circuit breaker.

##### Retrofittable modules for electronic releases

Modularity is one of the main features of the new SENTRON 3WL circuit breakers.

Special LCDs, ground-fault modules, rated current modules and communication modules for the electronic releases are available for fast and easy retrofitting and adaptation to changing requirements.

##### Communication

The use of modern communication-capable circuit breakers opens up completely new possibilities in terms of start-up, parameterization, diagnostics, maintenance and operation. This allows many different ways of reducing costs and improving productivity in industrial plants, buildings and infrastructure projects to be achieved.

- Fast and reliable parameterization
- Timely information and response can prevent plant stoppages
- Effective diagnostics management
- Measured values are the basis for efficient load management, for drawing up power demand profiles and for assigning energy to cost centers
- Preventive maintenance reduces the risk of expansive plant down-times

#### Application

- As incoming-feeder, distribution, tie, and outgoing-feeder circuit breakers in electrical installations
- For switching and protecting motors, capacitors, generators, transformers, busbars and cables

Due to the reinforced use of electronic I&C systems, the demands made on air circuit breakers in terms of operator control and monitoring of network processes have increased.

The extensive, coordinated SENTRON range of devices covers all applications between 16 A and 6300 A with compact and air circuit breakers.

The AC devices are available as circuit breakers and non-automatic air circuit breakers. DC devices are only available as non-automatic air circuit breakers.

#### Standards

SENTRON 3WL circuit breakers comply with:

- IEC 60947-2
- DIN VDE 0660 Part 101
- Climate-proof according to IEC 60068-2-30.

Versions with UL 489 also available, [see Catalog LV 16](#).

For further standards, [see Appendix](#).

#### Conductor cross-sections

Size	I				II				
	Type	Up to 3WL11 10	3WL11 12	3WL11 16	3WL12 08	3WL12 10	3WL12 12	3WL12 16	3WL12 20
Permissible load At rear horizontal main connections	• Up to 55 °C (Cu bare)	A 1000	1250	1600	800	1000	1250	1600	2000
	• Up to 60 °C (Cu bare) <sup>1)</sup>	A 1000	1250	1600	800	1000	1250	1600	2000
	• Up to 70 °C (Cu black painted) <sup>1)</sup>	A 1000	1210	1490	800	1000	1250	1600	2000
Main conductor minimum cross-sections	• Copper bars, bare	Unit(s) 1 × mm <sup>2</sup> 60 × 10	2 × 40 × 10	2 × 50 × 10	1 × 50 × 10	1 × 60 × 10	2 × 40 × 10	2 × 50 × 10	3 × 50 × 10
	• Copper bars, painted black	Unit(s) 1 × mm <sup>2</sup> 60 × 10	2 × 40 × 10	2 × 50 × 10	1 × 50 × 10	1 × 60 × 10	2 × 40 × 10	2 × 50 × 10	3 × 50 × 10

Size	II			III			
	Type	3WL12 25	3WL12 32	3WL12 40	3WL13 40	3WL13 50	3WL13 63
Permissible load	• Up to 55 °C (Cu bare)	A 2500	3200	3950	4000	5000	5920
	• Up to 60 °C (Cu bare) <sup>1)</sup>	A 2500	3020	3810	4000	5000	5810
	• Up to 70 °C (Cu black painted) <sup>1)</sup>	A 2280	2870	3600	4000	5000	5500
Main conductor minimum cross-sections	• Copper bars, bare	Unit(s) 2 × mm <sup>2</sup> 100 × 10	3 × 100 × 10	4 × 120 × 10	4 × 100 × 10	6 × 100 × 10	6 × 120 × 10
	• Copper bars, painted black	Unit(s) 2 × mm <sup>2</sup> 100 × 10	3 × 100 × 10	4 × 100 × 10 <sup>2)</sup>	4 × 100 × 10	6 × 100 × 10	6 × 120 × 10

<sup>1)</sup> ETU76B with graphics display can be used up to max. 55 °C.

<sup>2)</sup> Minimum main conductor cross-sections for 4-pole withdrawable circuit breakers: 4 × 120 × 10 mm.

# SENTRON 3WL Air Circuit Breakers

## 3WL Air Circuit Breakers/Non-Automatic Air Circuit Breakers up to 6300 A (AC)

3-pole, fixed-mounted versions

## Selection and ordering data

Size	Max. rated circuit breaker current $I_{n \max}$	Rated current <sup>1)</sup> $I_n$	$I_{CU}$ up to 55/66 kA at 500 V, ECO switching capacity N		(N)	Basic price per PU	PU (UNIT, SET, M)	PS*	PG	Weight per PU approx.
A	A	kA	DT	Order No. For Order No. supplements, see page 15/23						kg
<b>Horizontal main circuit connection</b>										
I	630	630	55	B	3WL11 06-2□□32-....		1	1 unit	103	43.000
I	800	800	55	B	3WL11 08-2□□32-....		1	1 unit	103	43.000
I	1000	1000	55	B	3WL11 10-2□□32-....		1	1 unit	103	43.000
I	1250	1250	55	B	3WL11 12-2□□32-....		1	1 unit	103	43.000
I	1600	1600	55	B	3WL11 16-2□□32-....		1	1 unit	103	43.000
II	800	800	66	B	3WL12 08-2□□32-....		1	1 unit	103	56.000
II	1000	1000	66	B	3WL12 10-2□□32-....		1	1 unit	103	56.000
II	1250	1250	66	B	3WL12 12-2□□32-....		1	1 unit	103	56.000
II	1600	1600	66	B	3WL12 16-2□□32-....		1	1 unit	103	56.000
II	2000	2000	66	B	3WL12 20-2□□32-....		1	1 unit	103	56.000
II	2500	2500	66	B	3WL12 25-2□□32-....		1	1 unit	103	59.000
II	3200	3200	66	B	3WL12 32-2□□32-....		1	1 unit	103	64.000
<b>Vertical main circuit connection</b>										
I	630	630	55	B	3WL11 06-2□□31-....		1	1 unit	103	43.000
I	800	800	55	B	3WL11 08-2□□31-....		1	1 unit	103	43.000
I	1000	1000	55	B	3WL11 10-2□□31-....		1	1 unit	103	43.000
I	1250	1250	55	B	3WL11 12-2□□31-....		1	1 unit	103	43.000
I	1600	1600	55	B	3WL11 16-2□□31-....		1	1 unit	103	43.000
II	800	800	66	B	3WL12 08-2□□31-....		1	1 unit	103	56.000
II	1000	1000	66	B	3WL12 10-2□□31-....		1	1 unit	103	56.000
II	1250	1250	66	B	3WL12 12-2□□31-....		1	1 unit	103	56.000
II	1600	1600	66	B	3WL12 16-2□□31-....		1	1 unit	103	56.000
II	2000	2000	66	B	3WL12 20-2□□31-....		1	1 unit	103	56.000
II	2500	2500	66	B	3WL12 25-2□□31-....		1	1 unit	103	59.000
II	3200	3200	66	B	3WL12 32-2□□31-....		1	1 unit	103	64.000
II	4000	4000	66	B	3WL12 40-2□□31-....		1	1 unit	103	85.000
<b>Front main circuit connection, single hole</b>										
I	630	630	55	B	3WL11 06-2□□33-....		1	1 unit	103	43.000
I	800	800	55	B	3WL11 08-2□□33-....		1	1 unit	103	43.000
I	1000	1000	55	B	3WL11 10-2□□33-....		1	1 unit	103	43.000
I	1250	1250	55	B	3WL11 12-2□□33-....		1	1 unit	103	43.000
I	1600	1600	55	B	3WL11 16-2□□33-....		1	1 unit	103	43.000
II	800	800	66	B	3WL12 08-2□□33-....		1	1 unit	103	56.000
II	1000	1000	66	B	3WL12 10-2□□33-....		1	1 unit	103	56.000
II	1250	1250	66	B	3WL12 12-2□□33-....		1	1 unit	103	56.000
II	1600	1600	66	B	3WL12 16-2□□33-....		1	1 unit	103	56.000
II	2000	2000	66	B	3WL12 20-2□□33-....		1	1 unit	103	56.000
II	2500	2500	66	B	3WL12 25-2□□33-....		1	1 unit	103	59.000
II	3200	3200	66	B	3WL12 32-2□□33-....		1	1 unit	103	64.000
<b>Front main circuit connection, double hole</b>										
I	630	630	55	B	3WL11 06-2□□34-....		1	1 unit	103	43.000
I	800	800	55	B	3WL11 08-2□□34-....		1	1 unit	103	43.000
I	1000	1000	55	B	3WL11 10-2□□34-....		1	1 unit	103	43.000
I	1250	1250	55	B	3WL11 12-2□□34-....		1	1 unit	103	43.000
I	1600	1600	55	B	3WL11 16-2□□34-....		1	1 unit	103	43.000
II	800	800	66	B	3WL12 08-2□□34-....		1	1 unit	103	56.000
II	1000	1000	66	B	3WL12 10-2□□34-....		1	1 unit	103	56.000
II	1250	1250	66	B	3WL12 12-2□□34-....		1	1 unit	103	56.000
II	1600	1600	66	B	3WL12 16-2□□34-....		1	1 unit	103	56.000
II	2000	2000	66	B	3WL12 20-2□□34-....		1	1 unit	103	56.000
II	2500	2500	66	B	3WL12 25-2□□34-....		1	1 unit	103	59.000
II	3200	3200	66	B	3WL12 32-2□□34-....		1	1 unit	103	64.000
<b>Non-automatic circuit breakers<sup>2)</sup></b>						Order No. supplements	AA	Add. price		
Without electronic release							AA	None		
<b>Electronic releases</b>										
<b>Versions without ground-fault protection</b>										
ETU15B: Protection functions LI							BB	x		
ETU25B: Protection functions LSI							CB	x		
ETU45B: Protection functions LSIN <sup>3)</sup>							EB	x		
ETU45B: Protection functions LSIN <sup>3)</sup> with 4-line display							FB	x		
ETU76B: Protection functions LSIN <sup>3)</sup> with pixel graphics display							NB	x		
<b>Versions with ground-fault protection</b>										
ETU27B: Protection functions LSING <sup>4)</sup>							DG	x		
ETU45B: Protection functions LSING <sup>3)5)</sup>							EG	x		
ETU45B: Protection functions LSING <sup>3)5)</sup> with 4-line display							FG	x		
ETU76B: Protection functions LSING <sup>3)5)</sup> with pixel graphics display							NG	x		
<b>Standard Order No. supplements (for further Order No. supplements, see page 15/23)</b>										
Manual operating mechanism with mechanical closing							1AA2	None		
Without 1st and 2nd auxiliary releases; auxiliary switch 2 NC + 2 NO							1AA2	None		

x = Additional price

For footnotes see page 15/10.

\* You can order this quantity or a multiple thereof.

# SENTRON 3WL Air Circuit Breakers

## 3WL Air Circuit Breakers/Non-Automatic Air Circuit Breakers up to 6300 A (AC)

### 3-pole, fixed-mounted versions

Size	Max. rated circuit breaker current $I_n$ max.	Rated current <sup>1)</sup> $I_n$	$I_{cu}$ up to 66/80 kA at 500 V, standard switching capacity S		Order No. For Order No. supplements, see page 15/23	Basic price per PU	PU (UNIT, SET, M)	PS*	PG	Weight per PU approx. kg
			kA	DT						
<b>Horizontal main circuit connection</b>										
I	630	630	66	B	3WL11 06-3□□32-....		1	1 unit	103	43.000
I	800	800	66	B	3WL11 08-3□□32-....		1	1 unit	103	43.000
I	1000	1000	66	B	3WL11 10-3□□32-....		1	1 unit	103	43.000
I	1250	1250	66	B	3WL11 12-3□□32-....		1	1 unit	103	43.000
I	1600	1600	66	B	3WL11 16-3□□32-....		1	1 unit	103	43.000
II	800	800	80	B	3WL12 08-3□□32-....		1	1 unit	103	56.000
II	1000	1000	80	B	3WL12 10-3□□32-....		1	1 unit	103	56.000
II	1250	1250	80	B	3WL12 12-3□□32-....		1	1 unit	103	56.000
II	1600	1600	80	B	3WL12 16-3□□32-....		1	1 unit	103	56.000
II	2000	2000	80	B	3WL12 20-3□□32-....		1	1 unit	103	56.000
II	2500	2500	80	B	3WL12 25-3□□32-....		1	1 unit	103	59.000
II	3200	3200	80	B	3WL12 32-3□□32-....		1	1 unit	103	64.000
<b>Vertical main circuit connection</b>										
I	630	630	66	B	3WL11 06-3□□31-....		1	1 unit	103	43.000
I	800	800	66	B	3WL11 08-3□□31-....		1	1 unit	103	43.000
I	1000	1000	66	B	3WL11 10-3□□31-....		1	1 unit	103	43.000
I	1250	1250	66	B	3WL11 12-3□□31-....		1	1 unit	103	43.000
I	1600	1600	66	B	3WL11 16-3□□31-....		1	1 unit	103	43.000
II	800	800	80	B	3WL12 08-3□□31-....		1	1 unit	103	56.000
II	1000	1000	80	B	3WL12 10-3□□31-....		1	1 unit	103	56.000
II	1250	1250	80	B	3WL12 12-3□□31-....		1	1 unit	103	56.000
II	1600	1600	80	B	3WL12 16-3□□31-....		1	1 unit	103	56.000
II	2000	2000	80	B	3WL12 20-3□□31-....		1	1 unit	103	56.000
II	2500	2500	80	B	3WL12 25-3□□31-....		1	1 unit	103	59.000
II	3200	3200	80	B	3WL12 32-3□□31-....		1	1 unit	103	64.000
II	4000	4000	80	B	3WL12 40-3□□31-....		1	1 unit	103	85.000
<b>Front main circuit connection, single hole</b>										
I	630	630	66	B	3WL11 06-3□□33-....		1	1 unit	103	43.000
I	800	800	66	B	3WL11 08-3□□33-....		1	1 unit	103	43.000
I	1000	1000	66	B	3WL11 10-3□□33-....		1	1 unit	103	43.000
I	1250	1250	66	B	3WL11 12-3□□33-....		1	1 unit	103	43.000
I	1600	1600	66	B	3WL11 16-3□□33-....		1	1 unit	103	43.000
II	800	800	80	B	3WL12 08-3□□33-....		1	1 unit	103	56.000
II	1000	1000	80	B	3WL12 10-3□□33-....		1	1 unit	103	56.000
II	1250	1250	80	B	3WL12 12-3□□33-....		1	1 unit	103	56.000
II	1600	1600	80	B	3WL12 16-3□□33-....		1	1 unit	103	56.000
II	2000	2000	80	B	3WL12 20-3□□33-....		1	1 unit	103	56.000
II	2500	2500	80	B	3WL12 25-3□□33-....		1	1 unit	103	59.000
II	3200	3200	80	B	3WL12 32-3□□33-....		1	1 unit	103	64.000
<b>Front main circuit connection, double hole</b>										
I	630	630	66	B	3WL11 06-3□□34-....		1	1 unit	103	43.000
I	800	800	66	B	3WL11 08-3□□34-....		1	1 unit	103	43.000
I	1000	1000	66	B	3WL11 10-3□□34-....		1	1 unit	103	43.000
I	1250	1250	66	B	3WL11 12-3□□34-....		1	1 unit	103	43.000
I	1600	1600	66	B	3WL11 16-3□□34-....		1	1 unit	103	43.000
II	800	800	80	B	3WL12 08-3□□34-....		1	1 unit	103	56.000
II	1000	1000	80	B	3WL12 10-3□□34-....		1	1 unit	103	56.000
II	1250	1250	80	B	3WL12 12-3□□34-....		1	1 unit	103	56.000
II	1600	1600	80	B	3WL12 16-3□□34-....		1	1 unit	103	56.000
II	2000	2000	80	B	3WL12 20-3□□34-....		1	1 unit	103	56.000
II	2500	2500	80	B	3WL12 25-3□□34-....		1	1 unit	103	59.000
II	3200	3200	80	B	3WL12 32-3□□34-....		1	1 unit	103	64.000
<b>Non-automatic circuit breakers<sup>2)</sup></b>					Order No. supplements	Add. price				
Without electronic release					AA	None				
<b>Electronic releases</b>										
<b>Versions without ground-fault protection</b>										
ETU15B: Protection functions LI					BB	x				
ETU25B: Protection functions LSI					CB	x				
ETU45B: Protection functions LSIN <sup>3)</sup>					EB	x				
ETU45B: Protection functions LSIN <sup>3)</sup> with 4-line display					FB	x				
ETU76B: Protection functions LSIN <sup>3)</sup> with pixel graphics display					NB	x				
<b>Versions with ground-fault protection</b>										
ETU27B: Protection functions LSING <sup>4)</sup>					DG	x				
ETU45B: Protection functions LSING <sup>3)5)</sup>					EG	x				
ETU45B: Protection functions LSING <sup>3)5)</sup> with 4-line display					FG	x				
ETU76B: Protection functions LSING <sup>3)5)</sup> with pixel graphics display					NG	x				
<b>Standard Order No. supplements (for further Order No. supplements, see page 15/23)</b>										
Manual operating mechanism with mechanical closing					1AA2	None				
Without 1st and 2nd auxiliary releases; auxiliary switch 2 NC + 2 NO										

x = Additional price

For footnotes see page 15/10.

\* You can order this quantity or a multiple thereof.



# SENTRON 3WL Air Circuit Breakers

## 3WL Air Circuit Breakers/Non-Automatic Air Circuit Breakers up to 6300 A (AC)

3-pole, fixed-mounted versions

Size	Max. rated circuit breaker current $I_n$ max.	Rated current <sup>1)</sup> $I_n$	$I_{cu}$ up to 100 kA at 500 V, high switching capacity H <span style="border: 1px solid black; border-radius: 50%; padding: 2px;">H</span>		Order No. Order No. supplements, see page 15/23	Basic price per PU	PU (UNIT, SET, M)	PS*	PG	Weight per PU approx. kg
			kA	DT						
<b>Horizontal main circuit connection</b>										
II	800	800	100	B	3WL12 08-4□□32-....		1	1 unit	103	56.000
II	1000	1000	100	B	3WL12 10-4□□32-....		1	1 unit	103	56.000
II	1250	1250	100	B	3WL12 12-4□□32-....		1	1 unit	103	56.000
II	1600	1600	100	B	3WL12 16-4□□32-....		1	1 unit	103	56.000
II	2000	2000	100	B	3WL12 20-4□□32-....		1	1 unit	103	56.000
II	2500	2500	100	B	3WL12 25-4□□32-....		1	1 unit	103	59.000
II	3200	3200	100	B	3WL12 32-4□□32-....		1	1 unit	103	64.000
III	4000	4000	100	B	3WL13 40-4□□32-....		1	1 unit	103	82.000
III	5000	5000	100	B	3WL13 50-4□□32-....		1	1 unit	103	82.000
<b>Vertical main circuit connection</b>										
II	800	800	100	B	3WL12 08-4□□31-....		1	1 unit	103	56.000
II	1000	1000	100	B	3WL12 10-4□□31-....		1	1 unit	103	56.000
II	1250	1250	100	B	3WL12 12-4□□31-....		1	1 unit	103	56.000
II	1600	1600	100	B	3WL12 16-4□□31-....		1	1 unit	103	56.000
II	2000	2000	100	B	3WL12 20-4□□31-....		1	1 unit	103	56.000
II	2500	2500	100	B	3WL12 25-4□□31-....		1	1 unit	103	59.000
II	3200	3200	100	B	3WL12 32-4□□31-....		1	1 unit	103	64.000
II	4000	4000	100	B	3WL12 40-4□□31-....		1	1 unit	103	85.000
III	4000	4000	100	B	3WL13 40-4□□31-....		1	1 unit	103	82.000
III	5000	5000	100	B	3WL13 50-4□□31-....		1	1 unit	103	82.000
III	6300	6300	100	B	3WL13 63-4□□31-....		1	1 unit	103	90.000
<b>Front main circuit connection, single hole</b>										
II	800	800	100	B	3WL12 08-4□□33-....		1	1 unit	103	56.000
II	1000	1000	100	B	3WL12 10-4□□33-....		1	1 unit	103	56.000
II	1250	1250	100	B	3WL12 12-4□□33-....		1	1 unit	103	56.000
II	1600	1600	100	B	3WL12 16-4□□33-....		1	1 unit	103	56.000
II	2000	2000	100	B	3WL12 20-4□□33-....		1	1 unit	103	56.000
II	2500	2500	100	B	3WL12 25-4□□33-....		1	1 unit	103	59.000
II	3200	3200	100	B	3WL12 32-4□□33-....		1	1 unit	103	64.000
III	4000	4000	100	B	3WL13 40-4□□33-....		1	1 unit	103	82.000
<b>Front main circuit connection, double hole</b>										
II	800	800	100	B	3WL12 08-4□□34-....		1	1 unit	103	56.000
II	1000	1000	100	B	3WL12 10-4□□34-....		1	1 unit	103	56.000
II	1250	1250	100	B	3WL12 12-4□□34-....		1	1 unit	103	56.000
II	1600	1600	100	B	3WL12 16-4□□34-....		1	1 unit	103	56.000
II	2000	2000	100	B	3WL12 20-4□□34-....		1	1 unit	103	56.000
II	2500	2500	100	B	3WL12 25-4□□34-....		1	1 unit	103	59.000
II	3200	3200	100	B	3WL12 32-4□□34-....		1	1 unit	103	64.000
III	4000	4000	100	B	3WL13 40-4□□34-....		1	1 unit	103	82.000
<b>Non-automatic circuit breakers<sup>2)</sup></b>					Order No. supplements	Add. price				
Without electronic release					AA	None				
<b>Electronic releases</b>										
<b>Versions without ground-fault protection</b>										
ETU15B: Protection functions LI <sup>6)</sup>					BB	x				
ETU25B: Protection functions LSI					CB	x				
ETU45B: Protection functions LSIN <sup>3)</sup>					EB	x				
ETU45B: Protection functions LSIN <sup>3)</sup> with 4-line display					FB	x				
ETU76B: Protection functions LSIN <sup>3)</sup> with pixel graphics display					NB	x				
<b>Versions with ground-fault protection</b>										
ETU27B: Protection functions LSING <sup>4)</sup>					DG	x				
ETU45B: Protection functions LSING <sup>3)5)</sup>					EG	x				
ETU45B: Protection functions LSING <sup>3)5)</sup> with 4-line display					FG	x				
ETU76B: Protection functions LSING <sup>3)5)</sup> with pixel graphics display					NG	x				
<b>Standard Order No. supplements (for further Order No. supplements, see page 15/23)</b>										
Manual operating mechanism with mechanical closing					1AA2	None				
Without 1st and 2nd auxiliary releases; auxiliary switch 2 NC + 2 NO										
x = Additional price										

For footnotes see page 15/10.

# SENTRON 3WL Air Circuit Breakers

## 3WL Air Circuit Breakers/Non-Automatic Air Circuit Breakers up to 6300 A (AC)

### 3-pole, fixed-mounted versions

Size	Max. rated circuit breaker current $I_{n \max}$	Rated current <sup>1)</sup> $I_n$	$I_{cu}$ up to 150 kA at 500 V, very high switching capacity C		Order No. Order No. supplements, see page 15/23	Basic price per PU	PU (UNIT, SET, M)	PS*	PG	Weight per PU approx. kg
A	A	kA	DT	(C)						
<b>Horizontal main circuit connection</b>										
III	4000	4000	150	B	3WL13 40-5□□32-....		1	1 unit	103	82.000
III	5000	5000	150	B	3WL13 50-5□□32-....		1	1 unit	103	82.000
<b>Vertical main circuit connection</b>										
III	4000	4000	150	B	3WL13 40-5□□31-....		1	1 unit	103	82.000
III	5000	5000	150	B	3WL13 50-5□□31-....		1	1 unit	103	82.000
III	6300	6300	150	B	3WL13 63-5□□31-....		1	1 unit	103	90.000
<b>Non-automatic circuit breakers<sup>2)</sup></b> Without electronic release					Order No. supplements	Add. price				
					AA	None				
<b>Electronic releases</b>										
<b>Versions without ground-fault protection</b>										
ETU25B: Protection functions LSI					CB	x				
ETU45B: Protection functions LSIN <sup>3)</sup>					EB	x				
ETU45B: Protection functions LSIN <sup>3)</sup> with 4-line display					FB	x				
ETU76B: Protection functions LSIN <sup>3)</sup> with pixel graphics display					NB	x				
<b>Versions with ground-fault protection</b>										
ETU27B: Protection functions LSING <sup>4)</sup>					DG	x				
ETU45B: Protection functions LSING <sup>3)5)</sup>					EG	x				
ETU45B: Protection functions LSING <sup>3)5)</sup> with 4-line display					FG	x				
ETU76B: Protection functions LSING <sup>3)5)</sup> with pixel graphics display					NG	x				
<b>Standard Order No. supplements (for further Order No. supplements, see page 15/23)</b>										
Manual operating mechanism with mechanical closing					1AA2	None				
Without 1st and 2nd auxiliary releases; auxiliary switch 2 NC + 2 NO										

x = Additional price

**Footnotes for pages 15/7 to 15/10:**

- The rated current is determined by the rated current module. For the standard version, the supplied module is equal to the maximum rated current. If a lower rated current is required, adaptation by order code on page 15/24.
- For permissible rated short-time current  $I_{cc}$  and rated short-circuit making capacity  $I_{cm}$  for non-automatic air circuit breakers see page 15/3.
- Current transformers for protection of the N conductor and current transformers for detection of the ground-fault current in the grounded neutral point of the transformer are to be ordered separately, see page 15/34.
- Current transformers for protection of the N conductor are to be ordered separately, see page 15/34.
- ETU45B and ETU76B with ground-fault protection module GFM AT (alarm and tripping), see page 15/34.
- ETU15B cannot be used with 3WL circuit breakers, size III.

# SENTRON 3WL Air Circuit Breakers

## 3WL Air Circuit Breakers/Non-Automatic Air Circuit Breakers up to 6300 A (AC)

3-pole, withdrawable versions

## Selection and ordering data

Size	Max. rated circuit breaker current $I_{n \text{ max.}}$	Rated current <sup>1)</sup> $I_n$	$I_{cu}$ up to 55/66 kA at 500 V, ECO switching capacity N		(N)	Order No. For Order No. supplements, see page 15/23	Basic price per PU	PU (UNIT, SET, M)	PS*	PG	Weight per PU approx.
	A	A	kA	DT							kg
<b>Without guide frames (for guide frames, see page 15/30 to 15/33)</b>											
I	630	630	55	B		3WL11 06-2□□35-....		1	1 unit	103	45.000
I	800	800	55	B		3WL11 08-2□□35-....		1	1 unit	103	45.000
I	1000	1000	55	B		3WL11 10-2□□35-....		1	1 unit	103	45.000
I	1250	1250	55	B		3WL11 12-2□□35-....		1	1 unit	103	45.000
I	1600	1600	55	B		3WL11 16-2□□35-....		1	1 unit	103	45.000
II	800	800	66	B		3WL12 08-2□□35-....		1	1 unit	103	60.000
II	1000	1000	66	B		3WL12 10-2□□35-....		1	1 unit	103	60.000
II	1250	1250	66	B		3WL12 12-2□□35-....		1	1 unit	103	60.000
II	1600	1600	66	B		3WL12 16-2□□35-....		1	1 unit	103	60.000
II	2000	2000	66	B		3WL12 20-2□□35-....		1	1 unit	103	60.000
II	2500	2500	66	B		3WL12 25-2□□35-....		1	1 unit	103	63.000
II	3200	3200	66	B		3WL12 32-2□□35-....		1	1 unit	103	68.000
<b>With guide frames, horizontal main circuit connection</b>											
I	630	630	55	B		3WL11 06-2□□36-....		1	1 unit	103	70.000
I	800	800	55	B		3WL11 08-2□□36-....		1	1 unit	103	70.000
I	1000	1000	55	B		3WL11 10-2□□36-....		1	1 unit	103	70.000
I	1250	1250	55	B		3WL11 12-2□□36-....		1	1 unit	103	70.000
I	1600	1600	55	B		3WL11 16-2□□36-....		1	1 unit	103	70.000
II	800	800	66	B		3WL12 08-2□□36-....		1	1 unit	103	91.000
II	1000	1000	66	B		3WL12 10-2□□36-....		1	1 unit	103	91.000
II	1250	1250	66	B		3WL12 12-2□□36-....		1	1 unit	103	91.000
II	1600	1600	66	B		3WL12 16-2□□36-....		1	1 unit	103	91.000
II	2000	2000	66	B		3WL12 20-2□□36-....		1	1 unit	103	91.000
II	2500	2500	66	B		3WL12 25-2□□36-....		1	1 unit	103	102.000
II	3200	3200	66	B		3WL12 32-2□□36-....		1	1 unit	103	113.000
<b>With guide frames, vertical main circuit connection</b>											
I	630	630	55	B		3WL11 06-2□□37-....		1	1 unit	103	70.000
I	800	800	55	B		3WL11 08-2□□37-....		1	1 unit	103	70.000
I	1000	1000	55	B		3WL11 10-2□□37-....		1	1 unit	103	70.000
I	1250	1250	55	B		3WL11 12-2□□37-....		1	1 unit	103	70.000
I	1600	1600	55	B		3WL11 16-2□□37-....		1	1 unit	103	70.000
II	800	800	66	B		3WL12 08-2□□37-....		1	1 unit	103	91.000
II	1000	1000	66	B		3WL12 10-2□□37-....		1	1 unit	103	91.000
II	1250	1250	66	B		3WL12 12-2□□37-....		1	1 unit	103	91.000
II	1600	1600	66	B		3WL12 16-2□□37-....		1	1 unit	103	91.000
II	2000	2000	66	B		3WL12 20-2□□37-....		1	1 unit	103	91.000
II	2500	2500	66	B		3WL12 25-2□□37-....		1	1 unit	103	102.000
II	3200	3200	66	B		3WL12 32-2□□37-....		1	1 unit	103	113.000
II	4000	4000	66	B		3WL12 40-2□□37-....		1	1 unit	103	121.000
<b>With guide frames, connecting flanges</b>											
I	630	630	55	B		3WL11 06-2□□38-....		1	1 unit	103	70.000
I	800	800	55	B		3WL11 08-2□□38-....		1	1 unit	103	70.000
I	1000	1000	55	B		3WL11 10-2□□38-....		1	1 unit	103	70.000
I	1250	1250	55	B		3WL11 12-2□□38-....		1	1 unit	103	70.000
I	1600	1600	55	B		3WL11 16-2□□38-....		1	1 unit	103	70.000
II	800	800	66	B		3WL12 08-2□□38-....		1	1 unit	103	91.000
II	1000	1000	66	B		3WL12 10-2□□38-....		1	1 unit	103	91.000
II	1250	1250	66	B		3WL12 12-2□□38-....		1	1 unit	103	91.000
II	1600	1600	66	B		3WL12 16-2□□38-....		1	1 unit	103	91.000
II	2000	2000	66	B		3WL12 20-2□□38-....		1	1 unit	103	91.000
II	2500	2500	66	B		3WL12 25-2□□38-....		1	1 unit	103	102.000
II	3200	3200	66	B		3WL12 32-2□□38-....		1	1 unit	103	113.000
<b>Non-automatic circuit breakers<sup>2)</sup></b>						Order No. supplements	Add. price				
Without electronic release						AA	None				
<b>Electronic releases</b>											
<b>Versions without ground-fault protection</b>											
ETU15B: Protection functions L1						BB	x				
ETU25B: Protection functions LSI						CB	x				
ETU45B: Protection functions LSIN <sup>3)</sup>						EB	x				
ETU45B: Protection functions LSIN <sup>3)</sup> with 4-line display						FB	x				
ETU76B: Protection functions LSIN <sup>3)</sup> with pixel graphics display						NB	x				
<b>Versions with ground-fault protection</b>											
ETU27B: Protection functions LSING <sup>4)</sup>						DG	x				
ETU45B: Protection functions LSING <sup>3)5)</sup>						EG	x				
ETU45B: Protection functions LSING <sup>3)5)</sup> with 4-line display						FG	x				
ETU76B: Protection functions LSING <sup>3)5)</sup> with pixel graphics display						NG	x				

Standard Order No. supplements (for further Order No. supplements for circuit breakers and guide frames, see page 15/23)

Manual operating mechanism with mechanical closing  
Without 1st and 2nd auxiliary releases; auxiliary switch 2 NC + 2 NO

1AA2

None

x = Additional price

For footnotes see page 15/14.

\* You can order this quantity or a multiple thereof.

# SENTRON 3WL Air Circuit Breakers

## 3WL Air Circuit Breakers/Non-Automatic Air Circuit Breakers up to 6300 A (AC)

### 3-pole, withdrawable versions

Size	Max. rated circuit breaker current $I_n$ max.	Rated current <sup>1)</sup> $I_n$	$I_{cu}$ up to 66/80 kA at 500 V, standard switching capacity S		(S)	Order No. For Order No. supplements, see page 15/23	Basic price per PU	PU (UNIT, SET, M)	PS*	PG	Weight per PU approx.
A	A	kA	DT							kg	
<b>Without guide frames (for guide frames, see page 15/30 to 15/33)</b>											
I	630	630	66	B	3WL11 06-3□□35-....		1	1 unit	103	45.000	
I	800	800	66	B	3WL11 08-3□□35-....		1	1 unit	103	45.000	
I	1000	1000	66	B	3WL11 10-3□□35-....		1	1 unit	103	45.000	
I	1250	1250	66	B	3WL11 12-3□□35-....		1	1 unit	103	45.000	
I	1600	1600	66	B	3WL11 16-3□□35-....		1	1 unit	103	45.000	
II	800	800	80	B	3WL12 08-3□□35-....		1	1 unit	103	60.000	
II	1000	1000	80	B	3WL12 10-3□□35-....		1	1 unit	103	60.000	
II	1250	1250	80	B	3WL12 12-3□□35-....		1	1 unit	103	60.000	
II	1600	1600	80	B	3WL12 16-3□□35-....		1	1 unit	103	60.000	
II	2000	2000	80	B	3WL12 20-3□□35-....		1	1 unit	103	60.000	
II	2500	2500	80	B	3WL12 25-3□□35-....		1	1 unit	103	63.000	
II	3200	3200	80	B	3WL12 32-3□□35-....		1	1 unit	103	68.000	
<b>With guide frames, horizontal main circuit connection</b>											
I	630	630	66	B	3WL11 06-3□□36-....		1	1 unit	103	70.000	
I	800	800	66	B	3WL11 08-3□□36-....		1	1 unit	103	70.000	
I	1000	1000	66	B	3WL11 10-3□□36-....		1	1 unit	103	70.000	
I	1250	1250	66	B	3WL11 12-3□□36-....		1	1 unit	103	70.000	
I	1600	1600	66	B	3WL11 16-3□□36-....		1	1 unit	103	70.000	
II	800	800	80	B	3WL12 08-3□□36-....		1	1 unit	103	91.000	
II	1000	1000	80	B	3WL12 10-3□□36-....		1	1 unit	103	91.000	
II	1250	1250	80	B	3WL12 12-3□□36-....		1	1 unit	103	91.000	
II	1600	1600	80	B	3WL12 16-3□□36-....		1	1 unit	103	91.000	
II	2000	2000	80	B	3WL12 20-3□□36-....		1	1 unit	103	91.000	
II	2500	2500	80	B	3WL12 25-3□□36-....		1	1 unit	103	102.000	
II	3200	3200	80	B	3WL12 32-3□□36-....		1	1 unit	103	113.000	
<b>With guide frames, vertical main circuit connection</b>											
I	630	630	66	B	3WL11 06-3□□37-....		1	1 unit	103	70.000	
I	800	800	66	B	3WL11 08-3□□37-....		1	1 unit	103	70.000	
I	1000	1000	66	B	3WL11 10-3□□37-....		1	1 unit	103	70.000	
I	1250	1250	66	B	3WL11 12-3□□37-....		1	1 unit	103	70.000	
I	1600	1600	66	B	3WL11 16-3□□37-....		1	1 unit	103	70.000	
II	800	800	80	B	3WL12 08-3□□37-....		1	1 unit	103	91.000	
II	1000	1000	80	B	3WL12 10-3□□37-....		1	1 unit	103	91.000	
II	1250	1250	80	B	3WL12 12-3□□37-....		1	1 unit	103	91.000	
II	1600	1600	80	B	3WL12 16-3□□37-....		1	1 unit	103	91.000	
II	2000	2000	80	B	3WL12 20-3□□37-....		1	1 unit	103	91.000	
II	2500	2500	80	B	3WL12 25-3□□37-....		1	1 unit	103	102.000	
II	3200	3200	80	B	3WL12 32-3□□37-....		1	1 unit	103	113.000	
II	4000	4000	80	B	3WL12 40-3□□37-....		1	1 unit	103	121.000	
<b>With guide frames, connecting flanges</b>											
I	630	630	66	B	3WL11 06-3□□38-....		1	1 unit	103	70.000	
I	800	800	66	B	3WL11 08-3□□38-....		1	1 unit	103	70.000	
I	1000	1000	66	B	3WL11 10-3□□38-....		1	1 unit	103	70.000	
I	1250	1250	66	B	3WL11 12-3□□38-....		1	1 unit	103	70.000	
I	1600	1600	66	B	3WL11 16-3□□38-....		1	1 unit	103	70.000	
II	800	800	80	B	3WL12 08-3□□38-....		1	1 unit	103	91.000	
II	1000	1000	80	B	3WL12 10-3□□38-....		1	1 unit	103	91.000	
II	1250	1250	80	B	3WL12 12-3□□38-....		1	1 unit	103	91.000	
II	1600	1600	80	B	3WL12 16-3□□38-....		1	1 unit	103	91.000	
II	2000	2000	80	B	3WL12 20-3□□38-....		1	1 unit	103	91.000	
II	2500	2500	80	B	3WL12 25-3□□38-....		1	1 unit	103	102.000	
II	3200	3200	80	B	3WL12 32-3□□38-....		1	1 unit	103	113.000	
<b>Non-automatic circuit breakers<sup>2)</sup></b>						Order No. supplements	AA	None			
Without electronic release											
<b>Electronic releases</b>											
<b>Versions without ground-fault protection</b>											
ETU15B: Protection functions LI							BB	x			
ETU25B: Protection functions LSI							CB	x			
ETU45B: Protection functions LSIN <sup>3)</sup>							EB	x			
ETU45B: Protection functions LSIN <sup>3)</sup> with 4-line display							FB	x			
ETU76B: Protection functions LSIN <sup>3)</sup> with pixel graphics display							NB	x			
<b>Versions with ground-fault protection</b>											
ETU27B: Protection functions LSING <sup>4)</sup>							DG	x			
ETU45B: Protection functions LSING <sup>3)5)</sup>							EG	x			
ETU45B: Protection functions LSING <sup>3)5)</sup> with 4-line display							FG	x			
ETU76B: Protection functions LSING <sup>3)5)</sup> with pixel graphics display							NG	x			
<b>Standard Order No. supplements (for further Order No. supplements for circuit breakers and guide frames, see page 15/23)</b>											
Manual operating mechanism with mechanical closing							1AA2	None			
Without 1st and 2nd auxiliary releases; auxiliary switch 2 NC + 2 NO											

x = Additional price

For footnotes see page 15/14.

\* You can order this quantity or a multiple thereof.

# SENTRON 3WL Air Circuit Breakers

## 3WL Air Circuit Breakers/Non-Automatic Air Circuit Breakers up to 6300 A (AC)

3-pole, withdrawable versions

Size	Max. rated circuit breaker current $I_n$ max.	Rated current <sup>1)</sup> $I_n$	$I_{cu}$ up to 100 kA at 500 V, high switching capacity H		(H)	PU (UNIT, SET, M)	PS*	PG	Weight per PU approx.	
A	A	kA	DT	Order No. Order No. supplements, see page 15/23	Basic price per PU				kg	
<b>Without guide frames (for guide frames, see page 15/30 to 15/33)</b>										
II	800	800	100	B	3WL12 08-4□□35-....		1	1 unit	103	60.000
II	1000	1000	100	B	3WL12 10-4□□35-....		1	1 unit	103	60.000
II	1250	1250	100	B	3WL12 12-4□□35-....		1	1 unit	103	60.000
II	1600	1600	100	B	3WL12 16-4□□35-....		1	1 unit	103	60.000
II	2000	2000	100	B	3WL12 20-4□□35-....		1	1 unit	103	60.000
II	2500	2500	100	B	3WL12 25-4□□35-....		1	1 unit	103	63.000
II	3200	3200	100	B	3WL12 32-4□□35-....		1	1 unit	103	68.000
III	4000	4000	100	B	3WL13 40-4□□35-....		1	1 unit	103	88.000
III	5000	5000	100	B	3WL13 50-4□□35-....		1	1 unit	103	88.000
III	6300	6300	100	B	3WL13 63-4□□35-....		1	1 unit	103	96.000
<b>With guide frames, horizontal main circuit connection</b>										
II	800	800	100	B	3WL12 08-4□□36-....		1	1 unit	103	91.000
II	1000	1000	100	B	3WL12 10-4□□36-....		1	1 unit	103	91.000
II	1250	1250	100	B	3WL12 12-4□□36-....		1	1 unit	103	91.000
II	1600	1600	100	B	3WL12 16-4□□36-....		1	1 unit	103	91.000
II	2000	2000	100	B	3WL12 20-4□□36-....		1	1 unit	103	91.000
II	2500	2500	100	B	3WL12 25-4□□36-....		1	1 unit	103	102.000
II	3200	3200	100	B	3WL12 32-4□□36-....		1	1 unit	103	113.000
III	4000	4000	100	B	3WL13 40-4□□36-....		1	1 unit	103	148.000
III	5000	5000	100	B	3WL13 50-4□□36-....		1	1 unit	103	148.000
<b>With guide frames, vertical main circuit connection</b>										
II	800	800	100	B	3WL12 08-4□□37-....		1	1 unit	103	91.000
II	1000	1000	100	B	3WL12 10-4□□37-....		1	1 unit	103	91.000
II	1250	1250	100	B	3WL12 12-4□□37-....		1	1 unit	103	91.000
II	1600	1600	100	B	3WL12 16-4□□37-....		1	1 unit	103	91.000
II	2000	2000	100	B	3WL12 20-4□□37-....		1	1 unit	103	91.000
II	2500	2500	100	B	3WL12 25-4□□37-....		1	1 unit	103	102.000
II	3200	3200	100	B	3WL12 32-4□□37-....		1	1 unit	103	113.000
II	4000	4000	100	B	3WL12 40-4□□37-....		1	1 unit	103	121.000
III	4000	4000	100	B	3WL13 40-4□□37-....		1	1 unit	103	148.000
III	5000	5000	100	B	3WL13 50-4□□37-....		1	1 unit	103	148.000
III	6300	6300	100	B	3WL13 63-4□□37-....		1	1 unit	103	166.000
<b>With guide frames, connecting flanges</b>										
II	800	800	100	B	3WL12 08-4□□38-....		1	1 unit	103	91.000
II	1000	1000	100	B	3WL12 10-4□□38-....		1	1 unit	103	91.000
II	1250	1250	100	B	3WL12 12-4□□38-....		1	1 unit	103	91.000
II	1600	1600	100	B	3WL12 16-4□□38-....		1	1 unit	103	91.000
II	2000	2000	100	B	3WL12 20-4□□38-....		1	1 unit	103	91.000
II	2500	2500	100	B	3WL12 25-4□□38-....		1	1 unit	103	102.000
II	3200	3200	100	B	3WL12 32-4□□38-....		1	1 unit	103	113.000
III	4000	4000	100	B	3WL13 40-4□□38-....		1	1 unit	103	148.000
<b>Non-automatic circuit breakers<sup>2)</sup></b>					Order No. supplements	Add. price				
Without electronic release					AA	None				
<b>Electronic releases</b>										
<b>Versions without ground-fault protection</b>										
ETU15B: Protection functions LI <sup>6)</sup>					BB	x				
ETU25B: Protection functions LSI					CB	x				
ETU45B: Protection functions LSIN <sup>3)</sup>					EB	x				
ETU45B: Protection functions LSIN <sup>3)</sup> with 4-line display					FB	x				
ETU76B: Protection functions LSIN <sup>3)</sup> with pixel graphics display					NB	x				
<b>Versions with ground-fault protection</b>										
ETU27B: Protection functions LSING <sup>4)</sup>					DG	x				
ETU45B: Protection functions LSING <sup>3)5)</sup>					EG	x				
ETU45B: Protection functions LSING <sup>3)5)</sup> with 4-line display					FG	x				
ETU76B: Protection functions LSING <sup>3)5)</sup> with pixel graphics display					NG	x				
<b>Standard Order No. supplements (for further Order No. supplements for circuit breakers and guide frames, see page 15/23)</b>										
Manual operating mechanism with mechanical closing					1AA2	None				
Without 1st and 2nd auxiliary releases; auxiliary switch 2 NC + 2 NO										

x = Additional price

For footnotes see page 15/14.

# SENTRON 3WL Air Circuit Breakers

## 3WL Air Circuit Breakers/Non-Automatic Air Circuit Breakers up to 6300 A (AC)

### 3-pole, withdrawable versions

Size	Max. rated circuit breaker current $I_n$ max.	Rated current <sup>1)</sup> $I_n$	$I_{cu}$ up to 150 kA at 500 V, very high switching capacity C		Order No. Order No. supplements, see page 15/23	Basic price per PU	PU (UNIT, SET, M)	PS*	PG	Weight per PU approx.
A	A	kA	DT							kg
<b>Without guide frames (for guide frames, see page 15/30 to 15/33)</b>										
III	4000	4000	150	B	3WL13 40-5□□35-....		1	1 unit	103	88.000
III	5000	5000	150	B	3WL13 50-5□□35-....		1	1 unit	103	88.000
III	6300	6300	150	B	3WL13 63-5□□35-....		1	1 unit	103	96.000
<b>With guide frames, horizontal main circuit connection</b>										
III	4000	4000	150	B	3WL13 40-5□□36-....		1	1 unit	103	148.000
III	5000	5000	150	B	3WL13 50-5□□36-....		1	1 unit	103	148.000
<b>With guide frames, vertical main circuit connection</b>										
III	4000	4000	150	B	3WL13 40-5□□37-....		1	1 unit	103	148.000
III	5000	5000	150	B	3WL13 50-5□□37-....		1	1 unit	103	148.000
III	6300	6300	150	B	3WL13 63-5□□37-....		1	1 unit	103	166.000
<b>Non-automatic circuit breakers<sup>2)</sup></b> Without electronic release					Order No. supplements	Add. price				
					AA	None				
<b>Electronic releases</b>										
<b>Versions without ground-fault protection</b>										
ETU25B: Protection functions LSI										
ETU45B: Protection functions LSIN <sup>3)</sup>					CB	x				
ETU45B: Protection functions LSIN <sup>3)</sup> with 4-line display					EB	x				
ETU76B: Protection functions LSIN <sup>3)</sup> with pixel graphics display					FB	x				
					NB	x				
<b>Versions with ground-fault protection</b>										
ETU27B: Protection functions LSING <sup>4)</sup>					DG	x				
ETU45B: Protection functions LSING <sup>3)5)</sup>					EG	x				
ETU45B: Protection functions LSING <sup>3)5)</sup> with 4-line display					FG	x				
ETU76B: Protection functions LSING <sup>3)5)</sup> with pixel graphics display					NG	x				
<b>Standard Order No. supplements (for further Order No. supplements for circuit breakers and guide frames, see page 15/23)</b>										
Manual operating mechanism with mechanical closing					1AA2	None				
Without 1st and 2nd auxiliary releases; auxiliary switch 2 NC + 2 NO										

x = Additional price

**Footnotes for pages 15/11 to 15/14:**

- The rated current is determined by the rated current module. For the standard version, the supplied module is equal to the maximum rated current. If a lower rated current is required, adaptation by order code on page 15/24.
- For permissible rated short-time current  $I_{cc}$  and rated short-circuit making capacity  $I_{cm}$  for non-automatic air circuit breakers see page 15/3.
- Current transformers for protection of the N conductor and current transformers for detection of the ground-fault current in the grounded neutral point of the transformer are to be ordered separately, see page 15/34.
- Current transformers for protection of the N conductor are to be ordered separately, see page 15/34.
- ETU45B to ETU76B with ground-fault protection module GFM AT (alarm and tripping), see page 15/34.
- ETU15B cannot be used with 3WL circuit breakers, size III.

# SENTRON 3WL Air Circuit Breakers

## 3WL Air Circuit Breakers/Non-Automatic Air Circuit Breakers up to 6300 A (AC)

4-pole, fixed-mounted versions

### Selection and ordering data

Size	Max. rated circuit breaker current $I_{n \text{ max.}}$	Rated current <sup>1)</sup> $I_n$	$I_{CU}$ up to 55/66 kA at 500 V, ECO switching capacity N		(N)	Order No. Order No. supplements, see page 15/23	Basic price per PU	PU (UNIT, SET, M)	PS*	PG	Weight per PU approx. kg
A	A	kA	DT								
<b>Horizontal main circuit connection</b>											
I	630	630	55	B	3WL11 06-2□□42-....		1	1 unit	103	50.000	
I	800	800	55	B	3WL11 08-2□□42-....		1	1 unit	103	50.000	
I	1000	1000	55	B	3WL11 10-2□□42-....		1	1 unit	103	50.000	
I	1250	1250	55	B	3WL11 12-2□□42-....		1	1 unit	103	50.000	
I	1600	1600	55	B	3WL11 16-2□□42-....		1	1 unit	103	50.000	
II	800	800	66	B	3WL12 08-2□□42-....		1	1 unit	103	67.000	
II	1000	1000	66	B	3WL12 10-2□□42-....		1	1 unit	103	67.000	
II	1250	1250	66	B	3WL12 12-2□□42-....		1	1 unit	103	67.000	
II	1600	1600	66	B	3WL12 16-2□□42-....		1	1 unit	103	67.000	
II	2000	2000	66	B	3WL12 20-2□□42-....		1	1 unit	103	67.000	
II	2500	2500	66	B	3WL12 25-2□□42-....		1	1 unit	103	71.000	
II	3200	3200	66	B	3WL12 32-2□□42-....		1	1 unit	103	77.000	
<b>Vertical main circuit connection</b>											
I	630	630	55	B	3WL11 06-2□□41-....		1	1 unit	103	50.000	
I	800	800	55	B	3WL11 08-2□□41-....		1	1 unit	103	50.000	
I	1000	1000	55	B	3WL11 10-2□□41-....		1	1 unit	103	50.000	
I	1250	1250	55	B	3WL11 12-2□□41-....		1	1 unit	103	50.000	
I	1600	1600	55	B	3WL11 16-2□□41-....		1	1 unit	103	50.000	
II	800	800	66	B	3WL12 08-2□□41-....		1	1 unit	103	75.000	
II	1000	1000	66	B	3WL12 10-2□□41-....		1	1 unit	103	75.000	
II	1250	1250	66	B	3WL12 12-2□□41-....		1	1 unit	103	75.000	
II	1600	1600	66	B	3WL12 16-2□□41-....		1	1 unit	103	75.000	
II	2000	2000	66	B	3WL12 20-2□□41-....		1	1 unit	103	67.000	
II	2500	2500	66	B	3WL12 25-2□□41-....		1	1 unit	103	71.000	
II	3200	3200	66	B	3WL12 32-2□□41-....		1	1 unit	103	77.000	
II	4000	4000	66	B	3WL12 40-2□□41-....		1	1 unit	103	103.000	
<b>Front main circuit connection, single hole</b>											
I	630	630	55	B	3WL11 06-2□□43-....		1	1 unit	103	50.000	
I	800	800	55	B	3WL11 08-2□□43-....		1	1 unit	103	50.000	
I	1000	1000	55	B	3WL11 10-2□□43-....		1	1 unit	103	50.000	
I	1250	1250	55	B	3WL11 12-2□□43-....		1	1 unit	103	50.000	
I	1600	1600	55	B	3WL11 16-2□□43-....		1	1 unit	103	50.000	
II	800	800	66	B	3WL12 08-2□□43-....		1	1 unit	103	67.000	
II	1000	1000	66	B	3WL12 10-2□□43-....		1	1 unit	103	67.000	
II	1250	1250	66	B	3WL12 12-2□□43-....		1	1 unit	103	67.000	
II	1600	1600	66	B	3WL12 16-2□□43-....		1	1 unit	103	67.000	
II	2000	2000	66	B	3WL12 20-2□□43-....		1	1 unit	103	67.000	
II	2500	2500	66	B	3WL12 25-2□□43-....		1	1 unit	103	71.000	
II	3200	3200	66	B	3WL12 32-2□□43-....		1	1 unit	103	77.000	
<b>Front main circuit connection, double hole</b>											
I	630	630	55	B	3WL11 06-2□□44-....		1	1 unit	103	50.000	
I	800	800	55	B	3WL11 08-2□□44-....		1	1 unit	103	50.000	
I	1000	1000	55	B	3WL11 10-2□□44-....		1	1 unit	103	50.000	
I	1250	1250	55	B	3WL11 12-2□□44-....		1	1 unit	103	50.000	
I	1600	1600	55	B	3WL11 16-2□□44-....		1	1 unit	103	50.000	
II	800	800	66	B	3WL12 08-2□□44-....		1	1 unit	103	67.000	
II	1000	1000	66	B	3WL12 10-2□□44-....		1	1 unit	103	67.000	
II	1250	1250	66	B	3WL12 12-2□□44-....		1	1 unit	103	67.000	
II	1600	1600	66	B	3WL12 16-2□□44-....		1	1 unit	103	67.000	
II	2000	2000	66	B	3WL12 20-2□□44-....		1	1 unit	103	67.000	
II	2500	2500	66	B	3WL12 25-2□□44-....		1	1 unit	103	71.000	
II	3200	3200	66	B	3WL12 32-2□□44-....		1	1 unit	103	77.000	

### Non-automatic circuit breakers<sup>2)</sup>

Without electronic release

Order No. supplements

Add. price

AA

None

### Electronic releases

#### Versions without ground-fault protection

- ETU15B: Protection functions LI
- ETU25B: Protection functions LSI
- ETU45B: Protection functions LSIN<sup>3)</sup>
- ETU45B: Protection functions LSIN<sup>3)</sup> with 4-line display
- ETU76B: Protection functions LSIN<sup>3)</sup> with pixel graphics display

BB  
CB  
EB  
FB  
NB

x  
x  
x  
x  
x

#### Versions with ground-fault protection

- ETU27B: Protection functions LSING<sup>4)</sup>
- ETU45B: Protection functions LSING<sup>3)5)</sup>
- ETU45B: Protection functions LSING<sup>3)5)</sup> with 4-line display
- ETU76B: Protection functions LSING<sup>3)5)</sup> with pixel graphics display

DG  
EG  
FG  
NG

x  
x  
x  
x

### Standard Order No. supplements (for further Order No. supplements, see page 15/23)

- Manual operating mechanism with mechanical closing
- Without 1st and 2nd auxiliary releases; auxiliary switch 2 NC + 2 NO

1AA2

None

x = Additional price

For footnotes see page 15/18.

\* You can order this quantity or a multiple thereof.

# SENTRON 3WL Air Circuit Breakers

## 3WL Air Circuit Breakers/Non-Automatic Air Circuit Breakers up to 6300 A (AC)

### 4-pole, fixed-mounted versions

Size	Max. rated circuit breaker current $I_{n \max}$	Rated current <sup>1)</sup> $I_n$	$I_{cu}$ up to 66/80 kA at 500 V, standard switching capacity S		(S)	PU (UNIT, SET, M)	PS*	PG	Weight per PU approx.
A	A	kA	DT	Order No. Order No. supplements, see page 15/23	Basic price per PU				kg
<b>Horizontal main circuit connection</b>									
I	630	630	66	B	3WL11 06-3□□42-....	1	1 unit	103	50.000
I	800	800	66	B	3WL11 08-3□□42-....	1	1 unit	103	50.000
I	1000	1000	66	B	3WL11 10-3□□42-....	1	1 unit	103	50.000
I	1250	1250	66	B	3WL11 12-3□□42-....	1	1 unit	103	50.000
I	1600	1600	66	B	3WL11 16-3□□42-....	1	1 unit	103	50.000
II	800	800	80	B	3WL12 08-3□□42-....	1	1 unit	103	67.000
II	1000	1000	80	B	3WL12 10-3□□42-....	1	1 unit	103	67.000
II	1250	1250	80	B	3WL12 12-3□□42-....	1	1 unit	103	67.000
II	1600	1600	80	B	3WL12 16-3□□42-....	1	1 unit	103	67.000
II	2000	2000	80	B	3WL12 20-3□□42-....	1	1 unit	103	67.000
II	2500	2500	80	B	3WL12 25-3□□42-....	1	1 unit	103	71.000
II	3200	3200	80	B	3WL12 32-3□□42-....	1	1 unit	103	77.000
<b>Vertical main circuit connection</b>									
I	630	630	66	B	3WL11 06-3□□41-....	1	1 unit	103	50.000
I	800	800	66	B	3WL11 08-3□□41-....	1	1 unit	103	50.000
I	1000	1000	66	B	3WL11 10-3□□41-....	1	1 unit	103	50.000
I	1250	1250	66	B	3WL11 12-3□□41-....	1	1 unit	103	50.000
I	1600	1600	66	B	3WL11 16-3□□41-....	1	1 unit	103	50.000
II	800	800	80	B	3WL12 08-3□□41-....	1	1 unit	103	67.000
II	1000	1000	80	B	3WL12 10-3□□41-....	1	1 unit	103	67.000
II	1250	1250	80	B	3WL12 12-3□□41-....	1	1 unit	103	67.000
II	1600	1600	80	B	3WL12 16-3□□41-....	1	1 unit	103	67.000
II	2000	2000	80	B	3WL12 20-3□□41-....	1	1 unit	103	67.000
II	2500	2500	80	B	3WL12 25-3□□41-....	1	1 unit	103	71.000
II	3200	3200	80	B	3WL12 32-3□□41-....	1	1 unit	103	77.000
II	4000	4000	80	B	3WL12 40-3□□41-....	1	1 unit	103	103.000
<b>Front main circuit connection, single hole</b>									
I	630	630	66	B	3WL11 06-3□□43-....	1	1 unit	103	50.000
I	800	800	66	B	3WL11 08-3□□43-....	1	1 unit	103	50.000
I	1000	1000	66	B	3WL11 10-3□□43-....	1	1 unit	103	50.000
I	1250	1250	66	B	3WL11 12-3□□43-....	1	1 unit	103	50.000
I	1600	1600	66	B	3WL11 16-3□□43-....	1	1 unit	103	50.000
II	800	800	80	B	3WL12 08-3□□43-....	1	1 unit	103	67.000
II	1000	1000	80	B	3WL12 10-3□□43-....	1	1 unit	103	67.000
II	1250	1250	80	B	3WL12 12-3□□43-....	1	1 unit	103	67.000
II	1600	1600	80	B	3WL12 16-3□□43-....	1	1 unit	103	67.000
II	2000	2000	80	B	3WL12 20-3□□43-....	1	1 unit	103	67.000
II	2500	2500	80	B	3WL12 25-3□□43-....	1	1 unit	103	71.000
II	3200	3200	80	B	3WL12 32-3□□43-....	1	1 unit	103	77.000
<b>Front main circuit connection, double hole</b>									
I	630	630	66	B	3WL11 06-3□□44-....	1	1 unit	103	50.000
I	800	800	66	B	3WL11 08-3□□44-....	1	1 unit	103	50.000
I	1000	1000	66	B	3WL11 10-3□□44-....	1	1 unit	103	50.000
I	1250	1250	66	B	3WL11 12-3□□44-....	1	1 unit	103	50.000
I	1600	1600	66	B	3WL11 16-3□□44-....	1	1 unit	103	50.000
II	800	800	80	B	3WL12 08-3□□44-....	1	1 unit	103	67.000
II	1000	1000	80	B	3WL12 10-3□□44-....	1	1 unit	103	67.000
II	1250	1250	80	B	3WL12 12-3□□44-....	1	1 unit	103	67.000
II	1600	1600	80	B	3WL12 16-3□□44-....	1	1 unit	103	67.000
II	2000	2000	80	B	3WL12 20-3□□44-....	1	1 unit	103	67.000
II	2500	2500	80	B	3WL12 25-3□□44-....	1	1 unit	103	71.000
II	3200	3200	80	B	3WL12 32-3□□44-....	1	1 unit	103	77.000
<b>Non-automatic circuit breakers<sup>2)</sup></b>						Order No. supplements		Add. price	
Without electronic release						AA		None	
<b>Electronic releases</b>									
<b>Versions without ground-fault protection</b>									
ETU15B: Protection functions LI						BB		x	
ETU25B: Protection functions LSI						CB		x	
ETU45B: Protection functions LSIN <sup>3)</sup>						EB		x	
ETU45B: Protection functions LSIN <sup>3)</sup> with 4-line display						FB		x	
ETU76B: Protection functions LSIN <sup>3)</sup> with pixel graphics display						NB		x	
<b>Versions with ground-fault protection</b>									
ETU27B: Protection functions LSING <sup>4)</sup>						DG		x	
ETU45B: Protection functions LSING <sup>3)5)</sup>						EG		x	
ETU45B: Protection functions LSING <sup>3)5)</sup> with 4-line display						FG		x	
ETU76B: Protection functions LSING <sup>3)5)</sup> with pixel graphics display						NG		x	
<b>Standard Order No. supplements (for further Order No. supplements, see page 15/23)</b>									
Manual operating mechanism with mechanical closing						1AA2		None	
Without 1st and 2nd auxiliary releases; auxiliary switch 2 NC + 2 NO									

x = Additional price

For footnotes see page 15/18.

\* You can order this quantity or a multiple thereof.



# SENTRON 3WL Air Circuit Breakers

## 3WL Air Circuit Breakers/Non-Automatic Air Circuit Breakers up to 6300 A (AC)

4-pole, fixed-mounted versions

Size	Max. rated circuit breaker current $I_n$ max.	Rated current <sup>1)</sup> $I_n$	$I_{cu}$ up to 100 kA at 500 V, high switching capacity H		(H)	Order No. Order No. supplements, see page 15/23	Basic price per PU	PU (UNIT, SET, M)	PS*	PG	Weight per PU approx.
	A	A	kA	DT							kg
<b>Horizontal main circuit connection</b>											
II	800	800	100	B		3WL12 08-4□□42-....		1	1 unit	103	67.000
II	1000	1000	100	B		3WL12 10-4□□42-....		1	1 unit	103	67.000
II	1250	1250	100	B		3WL12 12-4□□42-....		1	1 unit	103	67.000
II	1600	1600	100	B		3WL12 16-4□□42-....		1	1 unit	103	67.000
II	2000	2000	100	B		3WL12 20-4□□42-....		1	1 unit	103	67.000
II	2500	2500	100	B		3WL12 25-4□□42-....		1	1 unit	103	71.000
II	3200	3200	100	B		3WL12 32-4□□42-....		1	1 unit	103	77.000
III	4000	4000	100	B		3WL13 40-4□□42-....		1	1 unit	103	99.000
III	5000	5000	100	B		3WL13 50-4□□42-....		1	1 unit	103	99.000
<b>Vertical main circuit connection</b>											
II	800	800	100	B		3WL12 08-4□□41-....		1	1 unit	103	67.000
II	1000	1000	100	B		3WL12 10-4□□41-....		1	1 unit	103	67.000
II	1250	1250	100	B		3WL12 12-4□□41-....		1	1 unit	103	67.000
II	1600	1600	100	B		3WL12 16-4□□41-....		1	1 unit	103	67.000
II	2000	2000	100	B		3WL12 20-4□□41-....		1	1 unit	103	67.000
II	2500	2500	100	B		3WL12 25-4□□41-....		1	1 unit	103	71.000
II	3200	3200	100	B		3WL12 32-4□□41-....		1	1 unit	103	77.000
II	4000	4000	100	B		3WL12 40-4□□41-....		1	1 unit	103	103.000
III	4000	4000	100	B		3WL13 40-4□□41-....		1	1 unit	103	99.000
III	5000	5000	100	B		3WL13 50-4□□41-....		1	1 unit	103	99.000
III	6300	6300	100	B		3WL13 63-4□□41-....		1	1 unit	103	108.000
<b>Front main circuit connection, single hole</b>											
II	800	800	100	B		3WL12 08-4□□43-....		1	1 unit	103	67.000
II	1000	1000	100	B		3WL12 10-4□□43-....		1	1 unit	103	67.000
II	1250	1250	100	B		3WL12 12-4□□43-....		1	1 unit	103	67.000
II	1600	1600	100	B		3WL12 16-4□□43-....		1	1 unit	103	67.000
II	2000	2000	100	B		3WL12 20-4□□43-....		1	1 unit	103	67.000
II	2500	2500	100	B		3WL12 25-4□□43-....		1	1 unit	103	71.000
II	3200	3200	100	B		3WL12 32-4□□43-....		1	1 unit	103	77.000
III	4000	4000	100	B		3WL13 40-4□□43-....		1	1 unit	103	99.000
<b>Front main circuit connection, double hole</b>											
II	800	800	100	B		3WL12 08-4□□44-....		1	1 unit	103	67.000
II	1000	1000	100	B		3WL12 10-4□□44-....		1	1 unit	103	67.000
II	1250	1250	100	B		3WL12 12-4□□44-....		1	1 unit	103	67.000
II	1600	1600	100	B		3WL12 16-4□□44-....		1	1 unit	103	67.000
II	2000	2000	100	B		3WL12 20-4□□44-....		1	1 unit	103	67.000
II	2500	2500	100	B		3WL12 25-4□□44-....		1	1 unit	103	71.000
II	3200	3200	100	B		3WL12 32-4□□44-....		1	1 unit	103	77.000
III	4000	4000	100	B		3WL13 40-4□□44-....		1	1 unit	103	99.000
<b>Non-automatic circuit breakers<sup>2)</sup></b> Without electronic release						Order No. supplements	Add. price				
<b>Electronic releases</b>						AA	None				
<b>Versions without ground-fault protection</b>						BB	x				
ETU15B: Protection functions L <sup>6)</sup>						CB	x				
ETU25B: Protection functions LSI						EB	x				
ETU45B: Protection functions LSIN <sup>3)</sup>						FB	x				
ETU45B: Protection functions LSIN <sup>3)</sup> with 4-line display						NB	x				
ETU76B: Protection functions LSIN <sup>3)</sup> with pixel graphics display											
<b>Versions with ground-fault protection</b>						DG	x				
ETU27B: Protection functions LSING <sup>4)</sup>						EG	x				
ETU45B: Protection functions LSING <sup>3)5)</sup>						FG	x				
ETU45B: Protection functions LSING <sup>3)5)</sup> with 4-line display						NG	x				
ETU76B: Protection functions LSING <sup>3)5)</sup> with pixel graphics display											
<b>Standard Order No. supplements (for further Order No. supplements, see page 15/23)</b>											
Manual operating mechanism with mechanical closing Without 1st and 2nd auxiliary releases; auxiliary switch 2 NC + 2 NO						1AA2	None				

x = Additional price

For footnotes see page 15/18.

# SENTRON 3WL Air Circuit Breakers

## 3WL Air Circuit Breakers/Non-Automatic Air Circuit Breakers up to 6300 A (AC)

### 4-pole, fixed-mounted versions

Size	Max. rated circuit breaker current $I_{n \max}$	Rated current <sup>1)</sup> $I_n$	$I_{cu}$ up to 130 kA at 500 V, very high switching capacity C		Order No. Order No. supplements, see page 15/23	Basic price per PU	PU (UNIT, SET, M)	PS*	PG	Weight per PU approx.
A	A	kA	DT							kg
<b>Horizontal main circuit connection</b>										
III	4000	4000	130	B	3WL13 40-5□□42-....		1	1 unit	103	99.000
III	5000	5000	130	B	3WL13 50-5□□42-....		1	1 unit	103	99.000
<b>Vertical main circuit connection</b>										
III	4000	4000	130	B	3WL13 40-5□□41-....		1	1 unit	103	99.000
III	5000	5000	130	B	3WL13 50-5□□41-....		1	1 unit	103	99.000
III	6300	6300	130	B	3WL13 63-5□□41-....		1	1 unit	103	108.000
<b>Non-automatic circuit breakers<sup>2)</sup></b> Without electronic release					Order No. supplements	Add. price				
					AA	None				
<b>Electronic releases</b>										
<b>Versions without ground-fault protection</b>										
ETU25B: Protection functions LSI					CB	x				
ETU45B: Protection functions LSIN <sup>3)</sup>					EB	x				
ETU45B: Protection functions LSIN <sup>3)</sup> with 4-line display					FB	x				
ETU76B: Protection functions LSIN <sup>3)</sup> with pixel graphics display					NB	x				
<b>Versions with ground-fault protection</b>										
ETU27B: Protection functions LSING <sup>4)</sup>					DG	x				
ETU45B: Protection functions LSING <sup>3)5)</sup>					EG	x				
ETU45B: Protection functions LSING <sup>3)5)</sup> with 4-line display					FG	x				
ETU76B: Protection functions LSING <sup>3)5)</sup> with pixel graphics display					NG	x				
<b>Standard Order No. supplements (for further Order No. supplements, see page 15/23)</b>										
Manual operating mechanism with mechanical closing					1AA2	None				
Without 1st and 2nd auxiliary releases; auxiliary switch 2 NC + 2 NO										

x = Additional price

**Footnotes for pages 15/15 to 15/18:**

- The rated current is determined by the rated current module. For the standard version, the supplied module is equal to the maximum rated current. If a lower rated current is required, adaptation by order code on page 15/24.
- For permissible rated short-time current  $I_{cc}$  and rated short-circuit making capacity  $I_{cm}$  for non-automatic air circuit breakers see page 15/3.

- Current transformers for protection of the N conductor and current transformers for detection of the ground-fault current in the grounded neutral point of the transformer are to be ordered separately, see page 15/34. The internal current transformers for N conductors can be ordered by adding the supplement "-Z" and the order code "F23", see page 15/26.
- Current transformers for protection of the N conductor are to be ordered separately, see page 15/34.
- ETU45B to ETU76B with ground-fault protection module GFM AT (alarm and tripping), see page 15/34.
- ETU15B cannot be used with 3WL circuit breakers, size III.

# SENTRON 3WL Air Circuit Breakers

## 3WL Air Circuit Breakers/Non-Automatic Air Circuit Breakers up to 6300 A (AC)

4-pole, withdrawable versions

## Selection and ordering data

Size	Max. rated circuit breaker current $I_{n \max}$	Rated current <sup>1)</sup> $I_n$	$I_{CU}$ up to 55/66 kA at 500 V, ECO switching capacity N		(N)	Order No. Order No. supplements, see page 15/23	Basic price per PU	PU (UNIT, SET, M)	PS*	PG	Weight per PU approx. kg
A	A	kA	DT								
<b>Without guide frames (for guide frames, see page 15/30 to 15/33)</b>											
I	630	630	55	B	3WL11 06-2□□45-....	1	1 unit	103		54.000	
I	800	800	55	B	3WL11 08-2□□45-....	1	1 unit	103		54.000	
I	1000	1000	55	B	3WL11 10-2□□45-....	1	1 unit	103		54.000	
I	1250	1250	55	B	3WL11 12-2□□45-....	1	1 unit	103		54.000	
I	1600	1600	55	B	3WL11 16-2□□45-....	1	1 unit	103		54.000	
II	800	800	66	B	3WL12 08-2□□45-....	1	1 unit	103		75.000	
II	1000	1000	66	B	3WL12 10-2□□45-....	1	1 unit	103		75.000	
II	1250	1250	66	B	3WL12 12-2□□45-....	1	1 unit	103		75.000	
II	1600	1600	66	B	3WL12 16-2□□45-....	1	1 unit	103		75.000	
II	2000	2000	66	B	3WL12 20-2□□45-....	1	1 unit	103		72.000	
II	2500	2500	66	B	3WL12 25-2□□45-....	1	1 unit	103		76.000	
II	3200	3200	66	B	3WL12 32-2□□45-....	1	1 unit	103		82.000	
<b>With guide frames, horizontal main circuit connection</b>											
I	630	630	55	B	3WL11 06-2□□46-....	1	1 unit	103		84.000	
I	800	800	55	B	3WL11 08-2□□46-....	1	1 unit	103		84.000	
I	1000	1000	55	B	3WL11 10-2□□46-....	1	1 unit	103		84.000	
I	1250	1250	55	B	3WL11 12-2□□46-....	1	1 unit	103		84.000	
I	1600	1600	55	B	3WL11 16-2□□46-....	1	1 unit	103		84.000	
II	800	800	66	B	3WL12 08-2□□46-....	1	1 unit	103		109.000	
II	1000	1000	66	B	3WL12 10-2□□46-....	1	1 unit	103		109.000	
II	1250	1250	66	B	3WL12 12-2□□46-....	1	1 unit	103		109.000	
II	1600	1600	66	B	3WL12 16-2□□46-....	1	1 unit	103		109.000	
II	2000	2000	66	B	3WL12 20-2□□46-....	1	1 unit	103		109.000	
II	2500	2500	66	B	3WL12 25-2□□46-....	1	1 unit	103		123.000	
II	3200	3200	66	B	3WL12 32-2□□46-....	1	1 unit	103		136.000	
<b>With guide frames, vertical main circuit connection</b>											
I	630	630	55	B	3WL11 06-2□□47-....	1	1 unit	103		84.000	
I	800	800	55	B	3WL11 08-2□□47-....	1	1 unit	103		84.000	
I	1000	1000	55	B	3WL11 10-2□□47-....	1	1 unit	103		84.000	
I	1250	1250	55	B	3WL11 12-2□□47-....	1	1 unit	103		84.000	
I	1600	1600	55	B	3WL11 16-2□□47-....	1	1 unit	103		84.000	
II	800	800	66	B	3WL12 08-2□□47-....	1	1 unit	103		109.000	
II	1000	1000	66	B	3WL12 10-2□□47-....	1	1 unit	103		109.000	
II	1250	1250	66	B	3WL12 12-2□□47-....	1	1 unit	103		109.000	
II	1600	1600	66	B	3WL12 16-2□□47-....	1	1 unit	103		109.000	
II	2000	2000	66	B	3WL12 20-2□□47-....	1	1 unit	103		109.000	
II	2500	2500	66	B	3WL12 25-2□□47-....	1	1 unit	103		123.000	
II	3200	3200	66	B	3WL12 32-2□□47-....	1	1 unit	103		136.000	
II	4000	4000	66	B	3WL12 40-2□□47-....	1	1 unit	103		146.000	
<b>With guide frames, connecting flanges</b>											
I	630	630	55	B	3WL11 06-2□□48-....	1	1 unit	103		84.000	
I	800	800	55	B	3WL11 08-2□□48-....	1	1 unit	103		84.000	
I	1000	1000	55	B	3WL11 10-2□□48-....	1	1 unit	103		84.000	
I	1250	1250	55	B	3WL11 12-2□□48-....	1	1 unit	103		84.000	
I	1600	1600	55	B	3WL11 16-2□□48-....	1	1 unit	103		84.000	
II	800	800	66	B	3WL12 08-2□□48-....	1	1 unit	103		109.000	
II	1000	1000	66	B	3WL12 10-2□□48-....	1	1 unit	103		109.000	
II	1250	1250	66	B	3WL12 12-2□□48-....	1	1 unit	103		109.000	
II	1600	1600	66	B	3WL12 16-2□□48-....	1	1 unit	103		109.000	
II	2000	2000	66	B	3WL12 20-2□□48-....	1	1 unit	103		109.000	
II	2500	2500	66	B	3WL12 25-2□□48-....	1	1 unit	103		123.000	
II	3200	3200	66	B	3WL12 32-2□□48-....	1	1 unit	103		136.000	

**Non-automatic circuit breakers<sup>2)</sup>**

Without electronic release

Order No. supplements

Add. price

**Electronic releases****Versions without ground-fault protection**

ETU15B: Protection functions LI

ETU25B: Protection functions LSI

ETU45B: Protection functions LSIN<sup>3)</sup>ETU45B: Protection functions LSIN<sup>3)</sup> with 4-line displayETU76B: Protection functions LSIN<sup>3)</sup> with pixel graphics display**Versions with ground-fault protection**ETU27B: Protection functions LSING<sup>4)</sup>ETU45B: Protection functions LSING<sup>3)5)</sup>ETU45B: Protection functions LSING<sup>3)5)</sup> with 4-line displayETU76B: Protection functions LSING<sup>3)5)</sup> with pixel graphics display

AA

BB

CB

EB

FB

NB

DG

EG

FG

NG

None

x

x

x

x

x

x

x

x

x

**Standard Order No. supplements (for further Order No. supplements for circuit breakers and guide frames, see page 15/23)**

Manual operating mechanism with mechanical closing

Without 1st and 2nd auxiliary releases; auxiliary switch 2 NC + 2 NO

1AA2

None

x = Additional price

For footnotes see page 15/22.

\* You can order this quantity or a multiple thereof.

# SENTRON 3WL Air Circuit Breakers

## 3WL Air Circuit Breakers/Non-Automatic Air Circuit Breakers up to 6300 A (AC)

### 4-pole, withdrawable versions

Size	Max. rated circuit breaker current $I_n$ max.	Rated current <sup>1)</sup> $I_n$	$I_{cu}$ up to 66/80 kA at 500 V, standard switching capacity S		S	Basic price per PU	PU (UNIT, SET, M)	PS*	PG	Weight per PU approx. kg
A	A	kA	DT	Order No. Order No. supplements, see page 15/23						
<b>Without guide frames (for guide frames, see page 15/30 to 15/33)</b>										
I	630	630	66	B	3WL11 06-3□□45-....		1	1 unit	103	54.000
I	800	800	66	B	3WL11 08-3□□45-....		1	1 unit	103	54.000
I	1000	1000	66	B	3WL11 10-3□□45-....		1	1 unit	103	54.000
I	1250	1250	66	B	3WL11 12-3□□45-....		1	1 unit	103	54.000
I	1600	1600	66	B	3WL11 16-3□□45-....		1	1 unit	103	54.000
II	800	800	80	B	3WL12 08-3□□45-....		1	1 unit	103	72.000
II	1000	1000	80	B	3WL12 10-3□□45-....		1	1 unit	103	72.000
II	1250	1250	80	B	3WL12 12-3□□45-....		1	1 unit	103	72.000
II	1600	1600	80	B	3WL12 16-3□□45-....		1	1 unit	103	72.000
II	2000	2000	80	B	3WL12 20-3□□45-....		1	1 unit	103	72.000
II	2500	2500	80	B	3WL12 25-3□□45-....		1	1 unit	103	76.000
II	3200	3200	80	B	3WL12 32-3□□45-....		1	1 unit	103	82.000
<b>With guide frames, horizontal main circuit connection</b>										
I	630	630	66	B	3WL11 06-3□□46-....		1	1 unit	103	84.000
I	800	800	66	B	3WL11 08-3□□46-....		1	1 unit	103	84.000
I	1000	1000	66	B	3WL11 10-3□□46-....		1	1 unit	103	84.000
I	1250	1250	66	B	3WL11 12-3□□46-....		1	1 unit	103	84.000
I	1600	1600	66	B	3WL11 16-3□□46-....		1	1 unit	103	84.000
II	800	800	80	B	3WL12 08-3□□46-....		1	1 unit	103	109.000
II	1000	1000	80	B	3WL12 10-3□□46-....		1	1 unit	103	109.000
II	1250	1250	80	B	3WL12 12-3□□46-....		1	1 unit	103	109.000
II	1600	1600	80	B	3WL12 16-3□□46-....		1	1 unit	103	109.000
II	2000	2000	80	B	3WL12 20-3□□46-....		1	1 unit	103	109.000
II	2500	2500	80	B	3WL12 25-3□□46-....		1	1 unit	103	123.000
II	3200	3200	80	B	3WL12 32-3□□46-....		1	1 unit	103	136.000
<b>With guide frames, vertical main circuit connection</b>										
I	630	630	66	B	3WL11 06-3□□47-....		1	1 unit	103	84.000
I	800	800	66	B	3WL11 08-3□□47-....		1	1 unit	103	84.000
I	1000	1000	66	B	3WL11 10-3□□47-....		1	1 unit	103	84.000
I	1250	1250	66	B	3WL11 12-3□□47-....		1	1 unit	103	84.000
I	1600	1600	66	B	3WL11 16-3□□47-....		1	1 unit	103	84.000
II	800	800	80	B	3WL12 08-3□□47-....		1	1 unit	103	109.000
II	1000	1000	80	B	3WL12 10-3□□47-....		1	1 unit	103	109.000
II	1250	1250	80	B	3WL12 12-3□□47-....		1	1 unit	103	109.000
II	1600	1600	80	B	3WL12 16-3□□47-....		1	1 unit	103	109.000
II	2000	2000	80	B	3WL12 20-3□□47-....		1	1 unit	103	109.000
II	2500	2500	80	B	3WL12 25-3□□47-....		1	1 unit	103	123.000
II	3200	3200	80	B	3WL12 32-3□□47-....		1	1 unit	103	136.000
II	4000	4000	80	B	3WL12 40-3□□47-....		1	1 unit	103	146.000

#### Non-automatic circuit breakers<sup>2)</sup>

Without electronic release

Order No. supplements

Add. price

#### Electronic releases

##### Versions without ground-fault protection

ETU15B: Protection functions LI

ETU25B: Protection functions LSI

ETU45B: Protection functions LSIN<sup>3)</sup>ETU45B: Protection functions LSIN<sup>3)</sup> with 4-line displayETU76B: Protection functions LSIN<sup>3)</sup> with pixel graphics display

##### Versions with ground-fault protection

ETU27B: Protection functions LSING<sup>4)</sup>ETU45B: Protection functions LSING<sup>3)5)</sup>ETU45B: Protection functions LSING<sup>3)5)</sup> with 4-line displayETU76B: Protection functions LSING<sup>3)5)</sup> with pixel graphics display

AA

BB

CB

EB

FB

NB

DG

EG

FG

NG

x

x

x

x

x

x

x

x

x

x

Standard Order No. supplements (for further Order No. supplements for circuit breakers and guide frames, see page 15/23)

Manual operating mechanism with mechanical closing  
Without 1st and 2nd auxiliary releases; auxiliary switch 2 NC + 2 NO

1AA2

None

x = Additional price

For footnotes see page 15/22.

# SENTRON 3WL Air Circuit Breakers

## 3WL Air Circuit Breakers/Non-Automatic Air Circuit Breakers up to 6300 A (AC)

4-pole, withdrawable versions

Size	Max. rated circuit breaker current $I_n$ max.	Rated current <sup>1)</sup> $I_n$	$I_{cu}$ up to 100 kA at 500 V, high switching capacity H		(H)	PU (UNIT, SET, M)	PS*	PG	Weight per PU approx.	
A	A	kA	DT	Order No. Order No. supplements, see page 15/23	Basic price per PU				kg	
<b>Without guide frames (for guide frames, see page 15/30 to 15/33)</b>										
II	800	800	100	B	3WL12 08-4□□45-....		1	1 unit	103	72.000
II	1000	1000	100	B	3WL12 10-4□□45-....		1	1 unit	103	72.000
II	1250	1250	100	B	3WL12 12-4□□45-....		1	1 unit	103	72.000
II	1600	1600	100	B	3WL12 16-4□□45-....		1	1 unit	103	72.000
II	2000	2000	100	B	3WL12 20-4□□45-....		1	1 unit	103	72.000
II	2500	2500	100	B	3WL12 25-4□□45-....		1	1 unit	103	76.000
II	3200	3200	100	B	3WL12 32-4□□45-....		1	1 unit	103	82.000
III	4000	4000	100	B	3WL13 40-4□□45-....		1	1 unit	103	106.000
III	5000	5000	100	B	3WL13 50-4□□45-....		1	1 unit	103	106.000
III	6300	6300	100	B	3WL13 63-4□□45-....		1	1 unit	103	108.000
<b>With guide frames, horizontal main circuit connection</b>										
II	800	800	100	B	3WL12 08-4□□46-....		1	1 unit	103	109.000
II	1000	1000	100	B	3WL12 10-4□□46-....		1	1 unit	103	109.000
II	1250	1250	100	B	3WL12 12-4□□46-....		1	1 unit	103	109.000
II	1600	1600	100	B	3WL12 16-4□□46-....		1	1 unit	103	109.000
II	2000	2000	100	B	3WL12 20-4□□46-....		1	1 unit	103	109.000
II	2500	2500	100	B	3WL12 25-4□□46-....		1	1 unit	103	123.000
II	3200	3200	100	B	3WL12 32-4□□46-....		1	1 unit	103	136.000
III	4000	4000	100	B	3WL13 40-4□□46-....		1	1 unit	103	190.000
III	5000	5000	100	B	3WL13 50-4□□46-....		1	1 unit	103	190.000
<b>With guide frames, vertical main circuit connection</b>										
II	800	800	100	B	3WL12 08-4□□47-....		1	1 unit	103	109.000
II	1000	1000	100	B	3WL12 10-4□□47-....		1	1 unit	103	109.000
II	1250	1250	100	B	3WL12 12-4□□47-....		1	1 unit	103	109.000
II	1600	1600	100	B	3WL12 16-4□□47-....		1	1 unit	103	109.000
II	2000	2000	100	B	3WL12 20-4□□47-....		1	1 unit	103	109.000
II	2500	2500	100	B	3WL12 25-4□□47-....		1	1 unit	103	123.000
II	3200	3200	100	B	3WL12 32-4□□47-....		1	1 unit	103	136.000
II	4000	4000	100	B	3WL12 40-4□□47-....		1	1 unit	103	146.000
III	4000	4000	100	B	3WL13 40-4□□47-....		1	1 unit	103	190.000
III	5000	5000	100	B	3WL13 50-4□□47-....		1	1 unit	103	190.000
III	6300	6300	100	B	3WL13 63-4□□47-....		1	1 unit	103	227.000
<b>With guide frames, connecting flanges</b>										
II	800	800	100	B	3WL12 08-4□□48-....		1	1 unit	103	109.000
II	1000	1000	100	B	3WL12 10-4□□48-....		1	1 unit	103	109.000
II	1250	1250	100	B	3WL12 12-4□□48-....		1	1 unit	103	109.000
II	1600	1600	100	B	3WL12 16-4□□48-....		1	1 unit	103	109.000
II	2000	2000	100	B	3WL12 20-4□□48-....		1	1 unit	103	109.000
II	2500	2500	100	B	3WL12 25-4□□48-....		1	1 unit	103	123.000
II	3200	3200	100	B	3WL12 32-4□□48-....		1	1 unit	103	136.000
III	4000	4000	100	B	3WL13 40-4□□48-....		1	1 unit	103	190.000
<b>Non-automatic circuit breakers<sup>2)</sup></b>					Order No. supplements	Add. price				
Without electronic release					AA	None				
<b>Electronic releases</b>										
<b>Versions without ground-fault protection</b>										
ETU15B: Protection functions LI <sup>6)</sup>					BB	x				
ETU25B: Protection functions LSI					CB	x				
ETU45B: Protection functions LSIN <sup>3)</sup>					EB	x				
ETU45B: Protection functions LSIN <sup>3)</sup> with 4-line display					FB	x				
ETU76B: Protection functions LSIN <sup>3)</sup> with pixel graphics display					NB	x				
<b>Versions with ground-fault protection</b>										
ETU27B: Protection functions LSING <sup>4)</sup>					DG	x				
ETU45B: Protection functions LSING <sup>3)5)</sup>					EG	x				
ETU45B: Protection functions LSING <sup>3)5)</sup> with 4-line display					FG	x				
ETU76B: Protection functions LSING <sup>3)5)</sup> with pixel graphics display					NG	x				
<b>Standard Order No. supplements (for further Order No. supplements for circuit breakers and guide frames, see page 15/23)</b>										
Manual operating mechanism with mechanical closing Without 1st and 2nd auxiliary releases; auxiliary switch 2 NC + 2 NO					1AA2	None				

x = Additional price

For footnotes see page 15/22.

# SENTRON 3WL Air Circuit Breakers

## 3WL Air Circuit Breakers/Non-Automatic Air Circuit Breakers up to 6300 A (AC)

### 4-pole, withdrawable versions

Size	Max. rated circuit breaker current $I_{n \max}$	Rated current <sup>1)</sup> $I_n$	$I_{cu}$ up to 130 kA at 500 V, very high switching capacity C		Order No. Order No. supplements, see page 15/23	Basic price per PU	PU (UNIT, SET, M)	PS*	PG	Weight per PU approx.
A	A	kA	DT							kg
<b>Without guide frames (for guide frames, see page 15/30 to 15/33)</b>										
III	4000	4000	130	B	<b>3WL13 40-5□□45-....</b>		1	1 unit	103	115.000
III	5000	5000	130	B	<b>3WL13 50-5□□45-....</b>		1	1 unit	103	106.000
III	6300	6300	130	B	<b>3WL13 63-5□□45-....</b>		1	1 unit	103	108.000
<b>With guide frames, horizontal main circuit connection</b>										
III	4000	4000	130	B	<b>3WL13 40-5□□46-....</b>		1	1 unit	103	190.000
III	5000	5000	130	B	<b>3WL13 50-5□□46-....</b>		1	1 unit	103	190.000
<b>With guide frames, vertical main circuit connection</b>										
III	4000	4000	130	B	<b>3WL13 40-5□□47-....</b>		1	1 unit	103	190.000
III	5000	5000	130	B	<b>3WL13 50-5□□47-....</b>		1	1 unit	103	190.000
III	6300	6300	130	B	<b>3WL13 63-5□□47-....</b>		1	1 unit	103	227.000
<b>Non-automatic circuit breakers<sup>2)</sup></b> Without electronic release					Order No. supplements	Add. price				
<b>Electronic releases</b>					AA	None				
<b>Versions without ground-fault protection</b>					CB	x				
ETU25B: Protection functions LSI					EB	x				
ETU45B: Protection functions LSIN <sup>3)</sup>					FB	x				
ETU45B: Protection functions LSIN <sup>3)</sup> with 4-line display					NB	x				
ETU76B: Protection functions LSIN <sup>3)</sup> with pixel graphics display					DG	x				
<b>Versions with ground-fault protection</b>					EG	x				
ETU27B: Protection functions LSING <sup>4)</sup>					FG	x				
ETU45B: Protection functions LSING <sup>3)5)</sup>					NG	x				
ETU45B: Protection functions LSING <sup>3)5)</sup> with 4-line display										
ETU76B: Protection functions LSING <sup>3)5)</sup> with pixel graphics display										
<b>Standard Order No. supplements (for further Order No. supplements for circuit breakers and guide frames, see page 15/23)</b>										
Manual operating mechanism with mechanical closing					1AA2	None				
Without 1st and 2nd auxiliary releases; auxiliary switch 2 NC + 2 NO										

x = Additional price

**Footnotes for pages 15/19 to 15/22:**

- The rated current is determined by the rated current module. For the standard version, the supplied module is equal to the maximum rated current. If a lower rated current is required, adaptation by order code on page 15/24.
- For permissible rated short-time current  $I_{cc}$  and rated short-circuit making capacity  $I_{cm}$  for non-automatic air circuit breakers see page 15/3.
- Current transformers for protection of the N conductor and current transformers for detection of the ground-fault current in the grounded neutral point of the transformer are to be ordered separately, see page 15/34. The internal current transformers for N conductors can be ordered by adding the supplement "-Z" and the order code "F23", see page 15/26.
- Current transformers for protection of the N conductor are to be ordered separately, see page 15/34.
- ETU45B to ETU76B with ground-fault protection module GFM AT (alarm and tripping), see page 15/34.
- ETU15B cannot be used with 3WL circuit breakers, size III.

# SENTRON 3WL Air Circuit Breakers

## 3WL Air Circuit Breakers/Non-Automatic Air Circuit Breakers up to 6300 A (AC)

Options

## Selection and ordering data

		Order No. supplement	Add. price
		3WL1...-.....-□□□□	
<b>Operating mechanisms</b>			
<b>Manual operating mechanism with mechanical closing</b>		1	None
<b>Manual operating mechanism with mechanical and electrical closing, closing solenoid suitable for uninterrupted duty, 100 % duty ratio</b>			
Closing solenoid			
AC 50/60 Hz V	V DC		
110	110 ... 125	2	x
230	220	3	x
<b>Manual/motorized operating mechanism with mechanical and electrical closing, closing solenoid suitable for uninterrupted duty, 100 % duty ratio</b>			
Motor			
Closing solenoid			
AC 50/60 Hz V	V DC	AC 50/60 Hz V	V DC
208 ... 240	220 ... 250	230	220
110 ... 127	110 ... 125	110	110 ... 125
--	24	--	24
		4	x
		5	x
		6	x
To order different voltages for motorized operating mechanism and closing solenoid or closing solenoid for synchronization purposes: "1" at the 13th digit of the Order No. and order codes, see page 15/25.			
<b>1st auxiliary release</b>			
<b>Without 1st auxiliary release</b>		A	None
<b>Shunt release suitable for uninterrupted duty, 100 % duty ratio</b>			
Operating range $0.85 \dots 1,1 \times U_s$			
$U_s$ AC 50/60 Hz V	$U_s$ V DC		
--	24	B	x
--	30	C	x
--	48	D	x
--	60	E	x
110	110 ... 125	F	x
230	220	G	x
<b>2nd auxiliary release</b>			
<b>Without 2nd auxiliary release</b>		A	None
<b>Shunt release suitable for uninterrupted duty, 100 % duty ratio</b>			
Operating range $0.85 \dots 1,1 \times U_s$			
$U_s$ AC 50/60 Hz V	$U_s$ V DC		
--	24	B	x
--	30	C	x
--	48	D	x
--	60	E	x
110	110 ... 125	F	x
230	220	G	x
<b>Undervoltage releases, instantaneous (<math>\leq 80</math> ms), short-delay (<math>\leq 200</math> ms)</b>			
Operating range $0.85 \dots 1,1 \times U_s$			
$U_s$ AC 50/60 Hz V	$U_s$ V DC		
--	24	J	x
--	30	K	x
--	48	L	x
--	60	M	x
110 ... 127	110 ... 125	N	x
208 ... 240	220 ... 250	P	x
380 ... 415	--		
<b>Undervoltage releases, can be delayed between 0.2 s to 3.2 s</b>			
Operating range $0.85 \dots 1,1 \times U_s$			
$U_s$ AC 50/60 Hz V	$U_s$ V DC		
--	48	Q	x
110 ... 127	110 ... 125	R	x
208 ... 240	220 ... 250	S	x
380 ... 415	--	T	x
<b>Auxiliary switches</b>			
1st auxiliary switch block			
2 NO + 2 NC		2	None
1st + 2nd auxiliary switch block			
4 NO + 4 NC		4	x
6 NO + 2 NC		7	x
5 NO + 3 NC		8	x

x = Additional price

# SENTRON 3WL Air Circuit Breakers

## 3WL Air Circuit Breakers/Non-Automatic Air Circuit Breakers up to 6300 A (AC)

### Options

Add "-Z" to the complete Order No. and indicate the appropriate order code(s).

Order No. with "-Z" Add. price

1 2 3 4 5 6 7 8 9 10 11 12 13 14 15 16

3WL . . . . . -Z

and additional order code(s)

□ □ □ + . . . . + . . . .

Code for  
"Further versions"-Z

#### Operating manual

Printed version

French/Italian

A 1 1

x

Spanish/Portuguese

A 1 2

x

#### Rated voltage 1000 V AC/DC

Only for circuit breakers with high switching capacity H (8th digit of the Order No. is a "4")

Cannot be combined with "Rated voltage 1150 V AC order code "A15".

Size II<sup>1)</sup>

Up to 2000 A

A 0 5

x

x

2500 A

A 0 5

x

x

3200 A

A 0 5

x

x

Size III<sup>1)2)</sup>

4000 A

A 0 5

x

x

5000 A

A 0 5

x

x

6300 A

A 0 5

x

x

#### Rated voltage 1150 V AC

Only for circuit breakers with high switching capacity H (8th digit of the Order No. is a "4")

Cannot be combined with "Rated voltage 1000 V AC order code "A05".

Size II

Up to 2000 A

A 1 5

x

x

2500 A

A 1 5

x

x

3200 A

A 1 5

x

x

4000 A

A 1 5

x

x

For size III select a circuit breaker with very high switching capacity C, which can be used as standard up to 1150 V AC.

#### Tinned version of the customer's connections on the guide frame<sup>3)4)</sup>

Only for circuit breakers in withdrawable version with horizontal connection or flange connection. The normal delivery time increases to 15 work days.

Size I

A 0 8

x

x

Size II

A 0 8

x

x

Size III

A 0 8

x

x

#### Special packaging (moisture protection)

##### Special packaging for extended technical requirements

Cardboard packaging with water-repellent coating on corrugated cardboard (moisture protection)

A 6 1

x

#### Rated current modules/Rating plugs

		Rated current $I_n$ A		Add. price
Only one module is possible per circuit breaker (not in conjunction with electronic release ETU15B). As standard the electronic releases are equipped with a rated current module which is equal to the maximum rated circuit breaker current ( $I_{n\max}$ ). The rated current of the selected rated current module must be smaller than $I_{n\max}$ .	For size I, II	250	B 0 2	None
		315	B 0 3	None
	For size I, II, III	400	B 0 4	None
		500	B 0 5	None
		630	B 0 6	None
		800	B 0 8	None
		1000	B 1 0	None
		1250	B 1 2	None
		1600	B 1 6	None
		2000	B 2 0	None
For size II, III	2500	B 2 5	None	
	3200	B 3 2	None	
	4000	B 4 0	None	
	5000	B 5 0	None	
For size III	6300	B 6 3	None	

x = Additional price

<sup>1)</sup> If ordering withdrawable circuit breaker and guide frame separately, specify order code "A05" for withdrawable circuit breaker and guide frame.

<sup>2)</sup> Not necessary for circuit breakers with very high switching capacity C as these circuit breakers can be used as standard up to 1150 V AC.

<sup>3)</sup> Front connections are tinned as standard.

<sup>4)</sup> The permissible temperature-rise limits according to IEC 60947-2 are 5 K lower for a tin surface than for a silver surface.



# SETRON 3WL Air Circuit Breakers

## 3WL Air Circuit Breakers/Non-Automatic Air Circuit Breakers up to 6300 A (AC)

### Options

Add "-Z" to the complete Order No. and indicate the appropriate order code(s).

Order No. with "-Z"

Add. price

1 2 3 4 5 6 7 8 9 10 11 12 13 14 15 16  
**3WL** . . . . . - - - - - **Z**  
 and additional order code(s)  
   + . . . . . + . . . . .

Code for "Further versions"-Z

Indication/operator control elements, door sealing frames				
<b>5-digit mechanical operating cycles counter<sup>1)</sup></b>		<b>C 0 1</b>		x
<b>Electrical ON button in the operator panel<sup>2)</sup></b> Possible only for circuit breakers with closing solenoid.	Button with sealing cap	<b>C 1 1</b>		x
	Key operation with lock CES	<b>C 1 2</b>		x
<b>Storage status signaling switch<sup>2)</sup> (S21)</b>	1 NO	<b>C 2 0</b>		x
<b>Ready-to-close signaling switch (S20)</b>	1 NO	<b>C 2 2</b>		x
<b>Signaling switches<sup>2)</sup></b>	For the first auxiliary release (S22)	<b>C 2 6</b>		x
	For the second auxiliary release (S23)	<b>C 2 7</b>		x
<b>Motor shutdown switch in the operator panel<sup>3)</sup></b>		<b>S 2 5</b>		x
<b>EMERGENCY-STOP pushbuttons</b>	Mushroom pushbutton instead of the mechanical OFF pushbutton	<b>S 2 4</b>		x
<b>Door sealing frames</b>		<b>T 4 0</b>		x
Reclosing lockout and remote resets				
<b>Automatic reset of the reclosing lockout</b>		<b>K 0 1</b>		x
<b>Tripped signal switch<sup>2)4)</sup></b>	1 CO	<b>K 0 7</b>		x
<b>Remote reset solenoid for displays and reset buttons including automatic reset of the reclosing lockout</b>				
AC 50/60 Hz V	V DC			
--	24	<b>K 1 0</b>		x
--	48	<b>K 1 1</b>		x
120	125	<b>K 1 2</b>		x
208 ... 250	208 ... 250	<b>K 1 3</b>		x
Motorized operating mechanisms and closing/opening solenoids				
<b>Motorized operating mechanisms</b> Only possible if the 13th digit of the Order No. = "1" Motor				
AC 50/60 Hz V	V DC			
--	24 ... 30	<b>M 0 1</b>		x
--	48 ... 60	<b>M 0 3</b>		x
110 ... 127	110 ... 125	<b>M 0 5</b>		x
208 ... 240	220 ... 250	<b>M 0 6</b>		x
<b>Closing solenoid suitable for uninterrupted duty, 100 % duty ratio –</b> Only possible if the 13th digit of the Order No. = "1" Activation solenoid				
AC 50/60 Hz V	V DC			
--	24	<b>M 2 1</b>		x
--	30	<b>M 2 2</b>		x
--	48	<b>M 2 3</b>		x
--	60	<b>M 2 4</b>		x
110	110	<b>M 2 5</b>		x
230	220	<b>M 2 6</b>		x
<b>Closing solenoids<sup>5)</sup> – unsuitable for uninterrupted duty, 5 % duty ratio –</b> Only possible if the 13th digit of the Order No. = "1" Activation solenoid				
AC 50/60 Hz V	V DC			
--	24	<b>M 3 1</b>		x
--	48	<b>M 3 3</b>		x
110 ... 127	110 ... 125	<b>M 3 5</b>		x
208 ... 240	220 ... 250	<b>M 3 6</b>		x
<b>Opening solenoids (shunt release)<sup>6)</sup> –</b> Not suitable for uninterrupted duty, 5% duty ratio Activation solenoid				
AC 50/60 Hz V	V DC			
--	24	<b>M 4 1</b>		x
--	48	<b>M 4 3</b>		x
110 ... 127	110 ... 125	<b>M 4 5</b>		x
208 ... 240	220 ... 250	<b>M 4 6</b>		x

x = Additional price

1) Only possible with motorized operating mechanism.

2) Not possible with communications interface option, order code "F02" or "F12".

3) Only for circuit breakers with motorized operating mechanism, not possible with order codes "C11", "C12".

4) Not available for non-automatic air circuit breakers.

5) Overexcited, i. e. opening time 50 ms (standard > 80 ms).

6) Only possible if the 14th position of the Order No. for the circuit breaker is "A", i. e. "without 1st auxiliary release".

# SENTRON 3WL Air Circuit Breakers

## 3WL Air Circuit Breakers/Non-Automatic Air Circuit Breakers up to 6300 A (AC)

### Options

Add "-Z" to the complete Order No. and indicate the appropriate order code(s).	Order No. with "-Z"	Add. price
	1 2 3 4 5 6 7 8 9 10 11 12 13 14 15 16 3WL . . . . . -Z and additional order code(s) □□□ + . . . + . . .	

Code for "Further versions" **-Z**

				Order code for fixed-mounted version	Order code for withdrawable version	
<b>Interlocks, covers, position signaling switches</b>				□ □ □	□ □ □	
<b>Mutual mechanical interlockings</b> (interlocking module with Bowden wire 2 m)						
	Fixed-mounted circuit breakers			<b>S 5 5</b>	-- -- --	x
	For withdrawable circuit breakers with guide frame			--	<b>R 5 5</b>	x
	For guide frames			--	<b>R 5 6</b>	x
	For withdrawable circuit breakers			--	<b>R 5 7</b>	x
<b>Arc chute covers</b>						
Not available for - 1000 V version (order code "A05") - DC version - 4000 A size II - 1150 V version (order code "A15")	3-pole Size I			--	<b>R 1 0</b>	x
	Size II			--	<b>R 1 0</b>	x
	Size III			--	<b>R 1 0</b>	x
	4-pole Size I			--	<b>R 1 0</b>	x
	Size II			--	<b>R 1 0</b>	x
	Size III			--	<b>R 1 0</b>	x
<b>Shutters</b> 2-part lockable with padlocks <sup>1)</sup>						
	3-pole Size I			--	<b>R 2 1</b>	x
	Size II			--	<b>R 2 1</b>	x
	Size III			--	<b>R 2 1</b>	x
	4-pole Size I			--	<b>R 2 1</b>	x
	Size II			--	<b>R 2 1</b>	x
	Size III			--	<b>R 2 1</b>	x
<b>Position signaling switches for guide frames</b>						
	Connected position	Test position	Disconnected position			
	1 CO	1 CO	1 CO	--	<b>R 1 5</b>	x
	3 CO	2 CO	1 CO	--	<b>R 1 6</b>	x

Add "-Z" to the complete Order No. and indicate the appropriate order code(s).	Order No. with "-Z"	Add. price
	1 2 3 4 5 6 7 8 9 10 11 12 13 14 15 16 3WL . . . . . -Z and additional order code(s) □□□ + . . . + . . .	

Code for "Further versions" **-Z**

				Order code for fixed-mounted version	Order code for withdrawable version	
<b>Communication and measurement functions</b>						
<b>Breaker status sensors (BSS)</b>				<b>F 0 1</b>		x
<b>PROFIBUS communications interface<sup>2)</sup></b> Including COM15 and breaker status sensor (BSS)				<b>F 0 2</b>		x
<b>MODBUS communications interface<sup>2)</sup></b> Including COM16 and breaker status sensor (BSS)				<b>F 1 2</b>		x
<b>Measurement function Plus (without PROFIBUS/MODBUS communications interface<sup>3)</sup>)</b>				<b>F 0 5</b>		x
<b>Overload and short-circuit protection for neutral conductors</b>						
<b>Internal current transformers for N conductors</b>						
	Size I			<b>F 2 3</b>		x
	Size II			<b>F 2 3</b>		x
	Size III			<b>F 2 3</b>		x
<b>EMC filters</b>						
<b>EMC filters</b>				<b>F 3 1</b>		x

x = Additional price

<sup>1)</sup> Padlocks not included in scope of supply.

<sup>2)</sup> If ordering withdrawable circuit breaker and guide frame separately, specify order code "F02" or "F12" for withdrawable circuit breaker only.

<sup>3)</sup> Additional voltage transformers are required for connection of the measurement function Plus, see page 15/43.

# SENTRON 3WL Air Circuit Breakers

## 3WL Air Circuit Breakers/Non-Automatic Air Circuit Breakers up to 6300 A (AC)

## Options

Add "-Z" to the complete Order No. and indicate the appropriate order code(s).

Order No. mit "-Z"

1 2 3 4 5 6 7 8 9 10 11 12 13 14 15 16

3WL . . . . . -Z  
and additional order code(s)

□ □ □ + . . . + . . .

Code for "Further versions"

-Z

		Order code for fixed-mounted version	Add. price for fixed-mounted version		Order code for withdrawable version	Add. price for withdrawable version
<b>Locking devices</b>						
<b>Locking devices against unauthorized closing, in the operator panel</b>						
The disconnecter unit fulfills the requirements for main circuit breakers according to EN 60204-1	Made by CES	S 0 1	x		S 0 1	x
	Made by IKON	S 0 3	x		S 0 3	x
	Assembly kit FORTRESS or Castell <sup>1)</sup>	S 0 5	x		S 0 5	x
	Assembly kit for padlocks <sup>2)</sup>	S 0 7	x		S 0 7	x
	Made by Ronis	S 0 8	x		S 0 8	x
	Made by Profalux	S 0 9	x		S 0 9	x
<b>EMERGENCY-STOP pushbuttons</b>						
Mushroom pushbutton instead of the mechanical OFF pushbutton		S 2 4	x		S 2 4	x
<b>Locking devices against unauthorized closing, for withdrawable circuit breakers</b>						
The disconnecter unit fulfills the requirements for main circuit breakers according to EN 60204-1, consisting of a lock in the cabinet door, active in the connected position, function is retained when circuit breaker is replaced.	Made by CES	--			R 6 1	x
	Made by Ronis	--			R 6 8	x
	Made by Profalux	--			R 6 0	x
<b>Locking devices for operating mechanism handles with padlock<sup>2)</sup></b>						
		S 3 3	x		S 3 3	x
<b>Locking devices to prevent movement of the withdrawable circuit breakers</b>						
Made by CES		--			S 7 1	x
Made by Profalux		--			S 7 5	x
Made by Ronis		--			S 7 6	x
Safety lock for mounting on the circuit breaker						
<b>Locking mechanisms</b>						
<b>Locking mechanisms to prevent movement of the withdrawable circuit breaker in disconnected positions,</b>						
consisting of Bowden wire and lock in the cabinet door	Made by CES	--			R 8 1	x
	Made by Profalux	--			R 8 5	x
	Made by Ronis	--			R 8 6	x
Not possible in combination with order code "R30" or "R50".						
<b>Locking devices</b>						
Not possible in combination with order code "R81", "R85" or "R86".	To prevent opening of the cabinet door in: ON position (fixed-mounted version)/ in connected position (withdrawable version)	S 3 0	x		R 3 0	x
	To prevent movement with the cabinet door open	--			R 5 0	x
<b>Connection methods for auxiliary conductors</b>						
<b>Connections for screwless terminals (tension spring)</b>						
		N 6 1	x		P 6 1	x

x = Additional price

<sup>1)</sup> Locks must be ordered from the manufacturer.

<sup>2)</sup> Padlock not included in the scope of supply.

# SENTRON 3WL Air Circuit Breakers

## 3WL Air Circuit Breakers/Non-Automatic Air Circuit Breakers up to 6300 A (AC)

### Options

Add "-Z" to the complete Order No. and indicate the appropriate order code(s).

Order No. mit "-Z"

1 2 3 4 5 6 7 8 9 10 11 12 13 14 15 16

3WL . . . . . -Z  
and additional order code(s)

□ □ □

+ . . . + . . .

Code for  
"Further versions"-Z

#### For withdrawable circuit breakers with guide frames or for guide frames<sup>1)</sup>

To select this connection method the 12th digit of the Order No. for the circuit breaker must be a "6"

##### Connection methods for main connections

			Add. price 3-pole	Add. price 4-pole
Top and bottom: accessible from front, single hole	Size I, up to 1600 A Size II, up to 2000 A Size II, up to 2500 A Size II, up to 3200 A Size III, up to 4000 A	P 0 0 P 0 0 P 0 0 P 0 0 P 0 0	x x x x x	x x x x x
Top and bottom: accessible from front, double hole	Size I, up to 1600 A Size II, up to 2000 A Size II, up to 2500 A Size II, up to 3200 A Size III, up to 4000 A	P 0 1 P 0 1 P 0 1 P 0 1 P 0 1	x x x x x	x x x x x
Top: horizontal, double hole	Size I, up to 1600 A Size II, up to 2000 A Size II, up to 2500 A	P 0 7 P 0 7 P 0 7	x x x	x x x
Bottom: accessible from front, single hole	Size II, up to 3200 A Size III, up to 4000 A	P 0 7 P 0 7	x x	x x
Top: vertical	Size I, up to 1600 A Size II, up to 2000 A	P 1 8 P 1 8	x x	x x
Bottom: horizontal	Size II, up to 2500 A Size II, up to 3200 A Size III, up to 4000 A Size III, up to 5000 A	P 1 8 P 1 8 P 1 8 P 1 8	x x x x	x x x x
Top: connecting flange	Size I, up to 1600 A Size II, up to 2000 A	P 1 9 P 1 9	x x	x x
Bottom: horizontal	Size II, up to 2500 A Size II, up to 3200 A Size III, up to 4000 A	P 1 9 P 1 9 P 1 9	x x x	x x x
Top: horizontal	Size I, up to 1600 A Size II, up to 2000 A	P 2 3 P 2 3	x x	x x
Bottom: vertical	Size II, up to 2500 A Size II, up to 3200 A Size III, up to 4000 A Size III, up to 5000 A	P 2 3 P 2 3 P 2 3 P 2 3	x x x x	x x x x

#### For fixed-mounted circuit breakers

To select this connection method the 12th digit of the Order No. for the circuit breaker must be a "2"

##### Connection methods for main connections

			Additional price 3-pole	Additional price 4-pole
Top: horizontal	Size I, up to 1600 A Size II, up to 2000 A	N 1 1 N 1 1	x x	x x
Bottom: accessible from front, single hole	Size II, up to 2500 A Size II, up to 3200 A Size III, up to 4000 A	N 1 1 N 1 1 N 1 1	x x x	x x x
Top: vertical	Size I, up to 1600 A Size II, up to 2000 A	N 2 0 N 2 0	x x	x x
Bottom: horizontal	Size II, up to 2500 A Size II, up to 3200 A Size III, up to 4000 A Size III, up to 5000 A	N 2 0 N 2 0 N 2 0 N 2 0	x x x x	x x x x
Top: horizontal	Size I, up to 1600 A Size II, up to 2000 A	N 2 4 N 2 4	x x	x x
Bottom: vertical	Size II, up to 2500 A Size II, up to 3200 A Size III, up to 4000 A Size III, up to 5000 A	N 2 4 N 2 4 N 2 4 N 2 4	x x x x	x x x x

x = Additional price

<sup>1)</sup> Only horizontal connection and vertical connection are available for circuit breakers with very high switching capacity C.

# SETRON 3WL Air Circuit Breakers

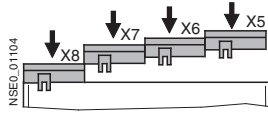
## 3WL Air Circuit Breakers/Non-Automatic Air Circuit Breakers up to 6300 A (AC)

### Accessories and spare parts

#### Overview

#### Determination of the number of auxiliary supply connectors required

This selection is only required if the guide frame is ordered under a separate Order No.



The required number of auxiliary supply connectors depends on:

- Operating mechanism type
- Electronic release with/without current transformer
- Type and number of auxiliary releases
- Number of auxiliary switches
- COM15/COM16 communication interface

	Number of auxiliary supply connectors	Terminal
<b>a First auxiliary supply connector X6 always required.</b>	<b>1</b>	X6
<b>b Operating mechanisms</b>		
b1 Manual operating mechanism with stored-energy feature with mechanical closing	<b>0</b>	
b2 Manual operating mechanism with stored-energy feature with mechanical and electrical closing	<b>0</b>	X6
b3 Manual/motorized operating mechanism with stored-energy feature with mechanical and electrical closing	<b>+1</b>	X5
<b>c Electronic releases</b>		
c1 Electronic releases ETU15B, ETU25B, ETU27B	<b>0</b>	
c2 Electronic releases ETU45B, ETU76B (internal CubicleBUS)	<b>+1</b>	X8
Connections for external current transformers for overload protection in the N conductor and ground-fault protection		
c3 Current transformer installed in the N conductor (required with 3-pole circuit breakers if c2 is not selected)	<b>+1</b>	X8
c4 Current transformer in the neutral point of the transformer (required if c2 or c3 is not selected)	<b>+1</b>	X8
<b>d Auxiliary releases</b>		
d1 With/without 1st auxiliary release (shunt release F1)	<b>0</b>	X6
d2 2nd auxiliary release (shunt release F2, undervoltage release F3, delayable undervoltage release F4)	<b>+1</b>	X5
<b>e Auxiliary switch blocks</b>		
e1 1st auxiliary switch block 2 NO + 2 NC	<b>0</b>	X6
e2 1st and 2nd auxiliary switch block 4 NO + 4 NC or 6 NO + 2 NC or 5 NO + 3 NC (required if b3 or d2 is not selected)	<b>+1</b>	X5
<b>f Communication modules</b>		
f1 Without communication module COM15/COM16	<b>0</b>	
f2 With communication module COM15/COM16 – occupies the entire terminal strip X7, making the following options no longer possible: <ul style="list-style-type: none"> <li>• Tripped signal switch S24</li> <li>• Stored-energy status indication S21</li> <li>• Electrical ON button S10</li> <li>• Signaling switch on first and second auxiliary release S22 + S23</li> </ul>	<b>+1</b>	X7
<b>g Optional signals/accessories</b>		
g1 Tripped signal switch S24 (only possible if f2 is not selected)	<b>+1</b>	X7
g2 Stored-energy status indication S21 (only possible if f2 is not selected, required if g1 is not selected)	<b>+1</b>	X7
g3 Electrical ON button S10 (only possible if f2 is not selected, required if g1 or g2 is not selected)	<b>+1</b>	X7
g4 Signaling switch on first auxiliary release S22 (only possible if f2 is not selected, required if g1, g2 or g3 is not selected)	<b>+1</b>	X7
g5 Signaling switch on second auxiliary release S23 (only possible if f2 is not selected, required if g1, g2, g3 or g4 is not selected)	<b>+1</b>	X7
g6 Ready-to-close signaling switch S20	<b>0</b>	X6
g7 Motor shutdown switch S12 (only possible if motorized operating mechanism is selected)	<b>0</b>	X5
g8 Remote reset solenoid F7 (required if c2 is not selected)	<b>+1</b>	X8
<b>h Total number of auxiliary supply connectors</b>	<b>(max. 4)</b>	

For ordering the auxiliary supply connectors see under "Accessories and Spare Parts, Guide Frames for AC Circuit Breakers/Non-Automatic Air Circuit Breakers", pages 15/30 to 15/33 and under "Accessories and Spare Parts, Auxiliary Conductor Connections, Auxiliary Supply Connectors", page 15/39.

# SENTRON 3WL Air Circuit Breakers

## 3WL Air Circuit Breakers/Non-Automatic Air Circuit Breakers up to 6300 A (AC)

### Accessories and spare parts

#### Selection and ordering data

##### Guide frames for AC circuit breakers/non-automatic circuit breakers

Size	Max. rated circuit breaker current $I_n$ max.	Switching capacity $I_{cu}$	DT	Guide frames for 3-pole circuit breakers/ non-automatic circuit breakers	PU (UNIT, SET, M)	PS*	PG	Weight per PU approx.
	A	kA		Order No. (Order No. supplements required according to table below)	Basic price per PU			kg
<b>Front main circuit connection, single hole</b>								
I	1000	... 100	B	<b>3WL9 211-1AA□□-□□A1</b>		1	1 unit	103
I	1600	... 100	B	<b>3WL9 211-2AA□□-□□A1</b>		1	1 unit	103
II	2000	... 100	B	<b>3WL9 212-3AA□□-□□A1</b>		1	1 unit	103
II	2500	... 100	B	<b>3WL9 212-4AA□□-□□A1</b>		1	1 unit	103
II	3200	... 100	B	<b>3WL9 212-5AA□□-□□A1</b>		1	1 unit	103
III	4000	... 100	B	<b>3WL9 213-6AA□□-□□A1</b>		1	1 unit	103
<b>Front main circuit connection, double hole</b>								
I	1000	... 100	B	<b>3WL9 211-1AB□□-□□A1</b>		1	1 unit	103
I	1600	... 100	B	<b>3WL9 211-2AB□□-□□A1</b>		1	1 unit	103
II	2000	... 100	B	<b>3WL9 212-3AB□□-□□A1</b>		1	1 unit	103
II	2500	... 100	B	<b>3WL9 212-4AB□□-□□A1</b>		1	1 unit	103
II	3200	... 100	B	<b>3WL9 212-5AB□□-□□A1</b>		1	1 unit	103
III	4000	... 100	B	<b>3WL9 213-6AB□□-□□A1</b>		1	1 unit	103
<b>Horizontal main circuit connection</b>								
I	1000	... 100	B	<b>3WL9 211-1AC□□-□□A1</b>		1	1 unit	103
I	1600	... 100	B	<b>3WL9 211-2AC□□-□□A1</b>		1	1 unit	103
II	2000	... 100	B	<b>3WL9 212-3AC□□-□□A1</b>		1	1 unit	103
II	2500	... 100	B	<b>3WL9 212-4AC□□-□□A1</b>		1	1 unit	103
II	3200	... 100	B	<b>3WL9 212-5AC□□-□□A1</b>		1	1 unit	103
III	4000	... 100	B	<b>3WL9 213-6AC□□-□□A1</b>		1	1 unit	103
III	5000	... 100	B	<b>3WL9 213-7AC□□-□□A1</b>		1	1 unit	103
III	4000	... 150	B	<b>3WL9 213-6AC□□-□□C1</b>		1	1 unit	103
III	5000	... 150	B	<b>3WL9 213-7AC□□-□□C1</b>		1	1 unit	103
<b>Number of auxiliary supply connectors</b>				Order No. supplements	Add. price			
Without				0	None			
1 connector				1	x			
2 connectors				2	x			
3 connectors				3	x			
4 connectors				4	x			
For required number of auxiliary supply connectors, see table on page 15/29								
<b>Type of auxiliary circuit connections</b>								
Without				0	None			
With screw connections (SIGUT)				1	x			
With screwless connection method (tension spring)				2	x			
<b>Position signaling switches</b>								
Without				0	None			
Option 1				1	x			
Option 2				2	x			
<b>Shutters</b>								
Without				A	None			
With shutter,				B	x			
2-part,					x			
Lockable					x			
Add "-Z" to the complete Order No. and indicate the appropriate order code(s).				Order No. with "-Z" and additional order code	1 2 3 4 5 6 7 8 9 10 11 12 13 14 15 16	Add. price		
Rated voltage 1000 V AC				<b>3WL9 2 1 . . . . . -Z</b>	□□□			
Size II, except 4000 A (switching capacity H)				<b>A 05</b>		x		
Size III, not necessary with circuit breakers with very high switching capacity				<b>A 05</b>		x		
Rated voltage 1150 V AC				<b>A 15</b>		x		
Tinned version of the customer's connections on the guide frame <sup>1)2)</sup> Only for guide frames with horizontal connection or flange connection				<b>A 08</b>		x		
Size I				<b>A 08</b>		x		
Size II				<b>A 08</b>		x		
Size III				<b>A 08</b>		x		

For vertical main circuit connection and main circuit connecting flanges see the following page.  
All other accessory parts must be ordered by specifying "-Z" and the corresponding order code, see pages 15/24 to 15/28.

x = Additional price

1) Front connections are tinned as standard.

2) The permissible temperature-rise limits according to IEC 60947-2 are 5 K lower for a tin surface than for a silver surface.

# SENTRON 3WL Air Circuit Breakers

## 3WL Air Circuit Breakers/Non-Automatic Air Circuit Breakers up to 6300 A (AC)

### Accessories and spare parts

Size	Max. rated circuit breaker current $I_n$ max.	Switching capacity $I_{cu}$	DT	Guide frames for 3-pole circuit breakers/ non-automatic circuit breakers	Basic price per PU	PU (UNIT, SET, M)	PS*	PG	Weight per PU approx. kg
	A	kA		Order No. (Order No. supplements required according to table below)					
<b>Vertical main circuit connection</b>									
I	1000	... 100	B	<b>3WL9 211-1AD□□-□□A1</b>		1	1 unit	103	25.000
I	1600	... 100	B	<b>3WL9 211-2AD□□-□□A1</b>		1	1 unit	103	25.000
II	2000	... 100	B	<b>3WL9 212-3AD□□-□□A1</b>		1	1 unit	103	31.000
II	2500	... 100	B	<b>3WL9 212-4AD□□-□□A1</b>		1	1 unit	103	39.000
II	3200	... 100	B	<b>3WL9 212-5AD□□-□□A1</b>		1	1 unit	103	45.000
II	4000	... 100	B	<b>3WL9 212-6AD□□-□□A1</b>		1	1 unit	103	52.000
III	4000	... 100	B	<b>3WL9 213-6AD□□-□□A1</b>		1	1 unit	103	60.000
III	5000	... 100	B	<b>3WL9 213-7AD□□-□□A1</b>		1	1 unit	103	60.000
III	6300	... 100	B	<b>3WL9 213-8AD□□-□□A1</b>		1	1 unit	103	70.000
III	4000	... 150	B	<b>3WL9 213-6AD□□-□□C1</b>		1	1 unit	103	63.000
III	5000	... 150	B	<b>3WL9 213-7AD□□-□□C1</b>		1	1 unit	103	63.000
III	6300	... 150	B	<b>3WL9 213-8AD□□-□□C1</b>		1	1 unit	103	74.000
<b>Main circuit connection connecting flanges</b>									
I	1000	... 100	B	<b>3WL9 211-1AE□□-□□A1</b>		1	1 unit	103	25.000
I	1600	... 100	B	<b>3WL9 211-2AE□□-□□A1</b>		1	1 unit	103	25.000
II	2000	... 100	B	<b>3WL9 212-3AE□□-□□A1</b>		1	1 unit	103	31.000
II	2500	... 100	B	<b>3WL9 212-4AE□□-□□A1</b>		1	1 unit	103	39.000
II	3200	... 100	B	<b>3WL9 212-5AE□□-□□A1</b>		1	1 unit	103	45.000
III	4000	... 100	B	<b>3WL9 213-6AE□□-□□A1</b>		1	1 unit	103	60.000
<b>Number of auxiliary supply connectors</b>				Order No. supplements	0		None		
Without					1		x		
1 connector					2		x		
2 connectors					3		x		
3 connectors					4		x		
4 connectors									
For required number of auxiliary supply connectors, see table on page 15/29									
<b>Type of auxiliary circuit connections</b>									
Without					0		None		
With screw connections (SIGUT)					1		x		
With screwless connection method (tension spring)					2		x		
<b>Position signaling switches</b>									
Without					0		None		
Option 1				Connected position 1 CO contacts, test position 1 CO contacts, disconnected position 1 CO contact	1		x		
Option 2				Connected position 3 CO contacts, test position 2 CO contacts, disconnected position 1 CO contact	2		x		
<b>Shutters</b>									
Without					A		None		
With shutter, Size I					B		x		
2-part, Size II							x		
Lockable, Size III							x		
Add "-Z" to the complete Order No. and indicate the appropriate order code(s).				Order No. with "-Z" and additional order code	1 2 3 4 5 6 7 8 9 10 11 12 13 14 15 16				Add. price
Rated voltage 1000 V AC					<b>3WL9 2 1 . . . . . -Z</b>				
Size II, except 4000 A (switching capacity H)					□□□				
Size III, not necessary with circuit breakers with very high switching capacity						<b>A 0 5</b>			x
Rated voltage 1150 V AC						<b>A 0 5</b>			x
Size II, except 4000 A (switching capacity H)						<b>A 1 5</b>			x
Tinned version of the customer's connections on the guide frame <sup>1)2)</sup>									
Only for guide frames with horizontal connection or flange connection									
Size I						<b>A 0 8</b>			x
Size II						<b>A 0 8</b>			x
Size III						<b>A 0 8</b>			x

For front main circuit connection, single hole, front main circuit connection, double hole, and horizontal main circuit connection see the previous page.

All other accessory parts must be ordered by specifying "-Z" and the corresponding order code, see pages 15/24 to 15/28.

x = Additional price

1) Front connections are tinned as standard.

2) The permissible temperature-rise limits according to IEC 60947-2 are 5 K lower for a tin surface than for a silver surface.

# SENTRON 3WL Air Circuit Breakers

## 3WL Air Circuit Breakers/Non-Automatic Air Circuit Breakers up to 6300 A (AC)

### Accessories and spare parts

Size	Max. rated circuit breaker current $I_{n \text{ max.}}$	Switching capacity $I_{cu}$	DT	Guide frames for 4-pole circuit breakers/ non-automatic circuit breakers	PU (UNIT, SET, M)	PS*	PG	Weight per PU approx. kg
	A	kA		Order No. (Order No. supplements required according to table below)	Basic price per PU			
<b>Front main circuit connection, single hole</b>								
I	1000	... 100	B	<b>3WL9 211-1BA□□-□□A1</b>		1	1 unit	103
I	1600	... 100	B	<b>3WL9 211-2BA□□-□□A1</b>		1	1 unit	103
II	2000	... 100	B	<b>3WL9 212-3BA□□-□□A1</b>		1	1 unit	103
II	2500	... 100	B	<b>3WL9 212-4BA□□-□□A1</b>		1	1 unit	103
II	3200	... 100	B	<b>3WL9 212-5BA□□-□□A1</b>		1	1 unit	103
III	4000	... 100	B	<b>3WL9 213-6BA□□-□□A1</b>		1	1 unit	103
<b>Front main circuit connection, double hole</b>								
I	1000	... 100	B	<b>3WL9 211-1BB□□-□□A1</b>		1	1 unit	103
I	1600	... 100	B	<b>3WL9 211-2BB□□-□□A1</b>		1	1 unit	103
II	2000	... 100	B	<b>3WL9 212-3BB□□-□□A1</b>		1	1 unit	103
II	2500	... 100	B	<b>3WL9 212-4BB□□-□□A1</b>		1	1 unit	103
II	3200	... 100	B	<b>3WL9 212-5BB□□-□□A1</b>		1	1 unit	103
III	4000	... 100	B	<b>3WL9 213-6BB□□-□□A1</b>		1	1 unit	103
<b>Horizontal main circuit connection</b>								
I	1000	... 100	B	<b>3WL9 211-1BC□□-□□A1</b>		1	1 unit	103
I	1600	... 100	B	<b>3WL9 211-2BC□□-□□A1</b>		1	1 unit	103
II	2000	... 100	B	<b>3WL9 212-3BC□□-□□A1</b>		1	1 unit	103
II	2500	... 100	B	<b>3WL9 212-4BC□□-□□A1</b>		1	1 unit	103
II	3200	... 100	B	<b>3WL9 212-5BC□□-□□A1</b>		1	1 unit	103
III	4000	... 100	B	<b>3WL9 213-6BC□□-□□A1</b>		1	1 unit	103
III	5000	... 100	B	<b>3WL9 213-7BC□□-□□A1</b>		1	1 unit	103
III	4000	... 130	B	<b>3WL9 213-6BC□□-□□C1</b>		1	1 unit	103
III	5000	... 130	B	<b>3WL9 213-7BC□□-□□C1</b>		1	1 unit	103
<b>Number of auxiliary supply connectors</b>				Order No. supplements	Add. price			
Without				0	None			
1 connector				1	x			
2 connectors				2	x			
3 connectors				3	x			
4 connectors				4	x			
For required number of auxiliary supply connectors, see table on page 15/29								
<b>Type of auxiliary circuit connections</b>								
Without				0	None			
With screw connections (SIGUT)				1	x			
With screwless connection method (tension spring)				2	x			
<b>Position signaling switches</b>								
Without				0	None			
Option 1	Connected position 1 CO contacts, test position 1 CO contacts, disconnected position 1 CO contact			1	x			
Option 2	Connected position 3 CO contacts, test position 2 CO contacts, disconnected position 1 CO contact			2	x			
<b>Shutters</b>								
Without				A	None			
With shutter, 2-part, Lockable				B	x			
					x			
					x			
Add "-Z" to the complete Order No. and indicate the appropriate order code(s).				Order No. with "-Z" and additional order code	1 2 3 4 5 6 7 8 9 10 11 12 13 14 15 16			
					<b>3WL9 2 1 . . . . . -Z</b>			
Rated voltage 1000 V AC					□□□			
Size II, except 4000 A (switching capacity H)					<b>A 0 5</b>	x		
Size III, not necessary with circuit breakers with very high switching capacity					<b>A 0 5</b>	x		
Rated voltage 1150 V AC								
Size II, except 4000 A (switching capacity H)					<b>A 1 5</b>	x		
Tinned version of the customer's connections on the guide frame <sup>1)2)</sup> Only for guide frames with horizontal connection or flange connection								
Size I					<b>A 0 8</b>	x		
Size II					<b>A 0 8</b>	x		
Size III					<b>A 0 8</b>	x		

For vertical main circuit connection and main circuit connecting flanges see the following page.

All other accessory parts must be ordered by specifying "-Z" and the corresponding order code, see pages 15/24 to 15/28.

x = Additional price

1) Front connections are tinned as standard.

2) The permissible temperature-rise limits according to IEC 60947-2 are 5 K lower for a tin surface than for a silver surface.



# SENTRON 3WL Air Circuit Breakers

## 3WL Air Circuit Breakers/Non-Automatic Air Circuit Breakers up to 6300 A (AC)

### Accessories and spare parts

Size	Max. rated circuit breaker current $I_n$ max.	Switching capacity $I_{cu}$	DT	Guide frames for 4-pole circuit breakers/ non-automatic circuit breakers	Basic price per PU	PU (UNIT, SET, M)	PS*	PG	Weight per PU approx. kg
	A	kA		Order No. (Order No. supplements required according to table below)					kg
<b>Vertical main circuit connection</b>									
I	1000	... 100	B	<b>3WL9 211-1BD□□-□□A1</b>		1	1 unit	103	30.000
I	1600	... 100	B	<b>3WL9 211-2BD□□-□□A1</b>		1	1 unit	103	30.000
II	2000	... 100	B	<b>3WL9 212-3BD□□-□□A1</b>		1	1 unit	103	37.000
II	2500	... 100	B	<b>3WL9 212-4BD□□-□□A1</b>		1	1 unit	103	47.000
II	3200	... 100	B	<b>3WL9 212-5BD□□-□□A1</b>		1	1 unit	103	54.000
II	4000	... 100	B	<b>3WL9 212-6BD□□-□□A1</b>		1	1 unit	103	62.000
III	4000	... 100	B	<b>3WL9 213-6BD□□-□□A1</b>		1	1 unit	103	84.000
III	5000	... 100	B	<b>3WL9 213-7BD□□-□□A1</b>		1	1 unit	103	84.000
III	6300	... 100	B	<b>3WL9 213-8BD□□-□□A1</b>		1	1 unit	103	119.000
III	4000	... 130	B	<b>3WL9 213-6BD□□-□□C1</b>		1	1 unit	103	88.000
III	5000	... 130	B	<b>3WL9 213-7BD□□-□□C1</b>		1	1 unit	103	88.000
III	6300	... 130	B	<b>3WL9 213-8BD□□-□□C1</b>		1	1 unit	103	124.000
<b>Main circuit connection connecting flanges</b>									
I	1000	... 100	B	<b>3WL9 211-1BE□□-□□A1</b>		1	1 unit	103	30.000
I	1600	... 100	B	<b>3WL9 211-2BE□□-□□A1</b>		1	1 unit	103	30.000
II	2000	... 100	B	<b>3WL9 212-3BE□□-□□A1</b>		1	1 unit	103	37.000
II	2500	... 100	B	<b>3WL9 212-4BE□□-□□A1</b>		1	1 unit	103	47.000
II	3200	... 100	B	<b>3WL9 212-5BE□□-□□A1</b>		1	1 unit	103	54.000
III	4000	... 100	B	<b>3WL9 213-6BE□□-□□A1</b>		1	1 unit	103	84.000
<b>Number of auxiliary supply connectors</b>				Order No. supplements	0	None			
Without					1	x			
1 connector					2	x			
2 connectors					3	x			
3 connectors					4	x			
4 connectors									
For required number of auxiliary supply connectors, see table on page 15/29									
<b>Type of auxiliary circuit connections</b>					0	None			
Without					1	x			
With screw connections (SIGUT)					2	x			
With screwless connection method (tension spring)									
<b>Position signaling switches</b>					0	None			
Without					1	x			
Option 1	Connected position 1 CO contacts, test position 1 CO contacts, disconnected position 1 CO contact				2	x			
Option 2	Connected position 3 CO contacts, test position 2 CO contacts, disconnected position 1 CO contact								
<b>Shutters</b>					A	None			
Without					B	x			
With shutter, 2-part,						x			
Lockable						x			
Add "-Z" to the complete Order No. and indicate the appropriate order code(s).				Order No. with "-Z" and additional order code	1 2 3 4 5 6 7 8 9 10 11 12 13 14 15 16				Add. price
Rated voltage 1000 V AC					<b>3WL9 2 1 . . . . . -Z</b>				
Size II, except 4000 A (switching capacity H)					□□□	<b>A 0 5</b>			x
Size III, not necessary with circuit breakers with very high switching capacity						<b>A 0 5</b>			x
Rated voltage 1150 V AC						<b>A 1 5</b>			x
Size II, except 4000 A (switching capacity H)									
Tinned version of the customer's connections on the guide frame <sup>1)2)</sup>									
Only for guide frames with horizontal connection or flange connection									
Size I						<b>A 0 8</b>			x
Size II						<b>A 0 8</b>			x
Size III						<b>A 0 8</b>			x

For front main circuit connection, single hole, front main circuit connection, double hole, and horizontal main circuit connection see the previous page.

All other accessory parts must be ordered by specifying "-Z" and the corresponding order code, see pages 15/24 to 15/28.

x = Additional price






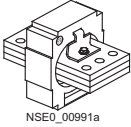
1) Front connections are tinned as standard.

2) The permissible temperature-rise limits according to IEC 60947-2 are 5 K lower for a tin surface than for a silver surface.

# SENTRON 3WL Air Circuit Breakers

## 3WL Air Circuit Breakers/Non-Automatic Air Circuit Breakers up to 6300 A (AC)

### Accessories and spare parts

Designation	DT	Order No.	Price per PU	PU (UNIT, SET, M)	PS*	PG	Weight per PU approx. kg
<b>Protective devices with device holder and optional measurement function<sup>1)</sup></b>							
 NSE0_01610b	Type	With protection function	Measurement function				
	<b>ETU15B</b>	LI	Without	C	<b>3WL9 311-5AA00-0AA2</b>	1 1 unit	103 0.720
	<b>ETU25B</b>	LSI	Without	C	<b>3WL9 312-5AA00-0AA2</b>	1 1 unit	103 0.720
	<b>ETU27B</b>	LSING	Without	C	<b>3WL9 312-7AA00-0AA2</b>	1 1 unit	103 0.720
	<b>ETU45B</b> (without display)	LSIN(G)	Without	C	<b>3WL9 314-5AA00-0AA2</b>	1 1 unit	103 0.720
			With measurement function <i>Plus</i>	B	<b>3WL9 314-5AA20-0AA2</b>	1 1 unit	103 0.720
	<b>ETU76B</b>	LSIN(G)	Without	C	<b>3WL9 317-6AA00-0AA2</b>	1 1 unit	103 0.720
			With measurement function <i>Plus</i>	B	<b>3WL9 317-6AA20-0AA2</b>	1 1 unit	103 0.720
3WL9 31...AA.0-0AA1							
<b>Rated current modules / Rating plugs<sup>2)</sup></b>							
 NSE0_00992b	For size	Rated current $I_n$ (A)					
	I, II	250	B	<b>3WL9 111-0AA51-0AA0</b>	1 1 unit	103 0.010	
		315	B	<b>3WL9 111-0AA52-0AA0</b>	1 1 unit	103 0.010	
		400	B	<b>3WL9 111-0AA53-0AA0</b>	1 1 unit	103 0.010	
		500	B	<b>3WL9 111-0AA54-0AA0</b>	1 1 unit	103 0.010	
		630	B	<b>3WL9 111-0AA55-0AA0</b>	1 1 unit	103 0.010	
		800	B	<b>3WL9 111-0AA56-0AA0</b>	1 1 unit	103 0.010	
		1000	B	<b>3WL9 111-0AA57-0AA0</b>	1 1 unit	103 0.010	
	I, II, III	1250	B	<b>3WL9 111-0AA58-0AA0</b>	1 1 unit	103 0.010	
		1600	B	<b>3WL9 111-0AA61-0AA0</b>	1 1 unit	103 0.010	
	II, III	2000	B	<b>3WL9 111-0AA62-0AA0</b>	1 1 unit	103 0.010	
		2500	B	<b>3WL9 111-0AA63-0AA0</b>	1 1 unit	103 0.010	
		3200	B	<b>3WL9 111-0AA64-0AA0</b>	1 1 unit	103 0.010	
		4000	B	<b>3WL9 111-0AA65-0AA0</b>	1 1 unit	103 0.010	
	III	5000	B	<b>3WL9 111-0AA66-0AA0</b>	1 1 unit	103 0.010	
		6300	B	<b>3WL9 111-0AA67-0AA0</b>	1 1 unit	103 0.010	
3WL9 111-0AA64-0AA0							
<b>Ground-fault modules<sup>3)</sup></b>							
 NSE0_01027a	<b>GFM AT 45B</b> (only for ETU45B) alarm and tripping		B	<b>3WL9 111-0AT53-0AA0</b>	1 1 unit	103 0.030	
	<b>GFM AT 55B-76B</b> (only for ETU76B) alarm and tripping		B	<b>3WL9 111-0AT56-0AA0</b>	1 1 unit	103 0.030	
3WL9 111-0AT53-0AA0							
<b>Displays</b>							
 NSE0_01609	<b>4-line displays for ETU45B</b>		B	<b>3WL9 111-0AT81-0AA0</b>	1 1 unit	103 0.060	
3WL9 111-0AT81-0AA0							
<b>Current transformers for N conductor protection</b>							
 NSE0_00990a	<b>Internal transformers for N conductors</b> (not for ETU Release 2) Including wiring kit	Size I	B	<b>3WL9 111-0AA11-0AA0</b>	1 1 unit	103 0.200	
		Size II	B	<b>3WL9 111-0AA12-0AA0</b>	1 1 unit	103 0.280	
		Size III	B	<b>3WL9 111-0AA13-0AA0</b>	1 1 unit	103 0.500	
3WL9 111-0AA2...0AA0	<b>Internal transformers for N conductors</b> Only for ETU Release 2 Including wiring kit	Size I	B	<b>3WL9 111-0AA14-0AA0</b>	1 1 unit	103 0.200	
		Size II	B	<b>3WL9 111-0AA15-0AA0</b>	1 1 unit	103 0.280	
		Size III	B	<b>3WL9 111-0AA16-0AA0</b>	1 1 unit	103 0.500	
 NSE0_00991a	<b>External transformers for N conductors</b> (for T5, "Measurement Method" function see Technical Information at <a href="http://www.siemens.com/lowvoltage/support">www.siemens.com/lowvoltage/support</a> .)	Size I	B	<b>3WL9 111-0AA21-0AA0</b>	1 1 unit	103 0.300	
		Size II	B	<b>3WL9 111-0AA22-0AA0</b>	1 1 unit	103 0.380	
		Size III	B	<b>3WL9 111-0AA23-0AA0</b>	1 1 unit	103 0.680	
3WL9 111-0AA3...0AA0	<b>External transformers for N conductors</b> with copper connection pieces (for T5, "Measurement Method" function see Technical Information at <a href="http://www.siemens.com/lowvoltage/support">www.siemens.com/lowvoltage/support</a> .)	Size I	B	<b>3WL9 111-0AA31-0AA0</b>	1 1 unit	103 1.600	
		Size II	B	<b>3WL9 111-0AA32-0AA0</b>	1 1 unit	103 4.260	
		Size III	B	<b>3WL9 111-0AA33-0AA0</b>	1 1 unit	103 8.500	
3WL9 111-0AA33-0AA0							
<b>EMC filters</b>							
	<b>EMC filters</b>	Not for ETU Release 2	B	<b>3WL9 111-0AK32-0AA0</b>	1 1 unit	103 0.280	
	Common-mode interference suppressor filters (e. g. in IT networks, caused by frequency converters) Insertion loss (asymmetric) in the range 40 kHz to 10 MHz >40 dB.	Only for ETU Release 2	B	<b>3WL9 111-0AK34-0AA0</b>	1 1 unit	103 0.280	

<sup>1)</sup> For replacement in existing circuit breakers please specify the circuit breaker ID No. when ordering.


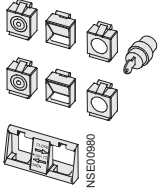
<sup>2)</sup> With the rated current module selected, the maximum rated current  $I_{n \max}$  of the circuit breaker must not be exceeded. The following applies  $I_n \leq I_{n \max}$ .

<sup>3)</sup> For direct measurement of the ground-fault current, e. g. in the neutral point of the transformer, a 1200 A/1 A current transformer, class 1, is required. The internal load of the SENTRON 3WL is 0.11  $\Omega$ . If the ground-fault current is to be determined using the vectorial sum of the phases, a current transformer must be installed in the neutral conductor.

# SETRON 3WL Air Circuit Breakers

## 3WL Air Circuit Breakers/Non-Automatic Air Circuit Breakers up to 6300 A (AC)

### Accessories and spare parts

Designation	DT	Order No.	Price per PU	PU (UNIT, SET, M)	PS*	PG	Weight per PU approx. kg
<b>More accessories for electronic releases</b>							
	<b>Sealable and lockable covers</b>	For ETU15B to ETU45B	B	<b>3WL9 111-0AT45-0AA0</b>	1	1 unit	103 0.050
		For ETU76	B	<b>3WL9 111-0AT46-0AA0</b>	1	1 unit	103 0.050
	<b>Automatic reset of the reclosing lockout</b>	Spare part for option <b>K01</b> , see "-Z" + order code, <a href="#">page 15/25</a> .	B	<b>3WL9 111-0AK21-0AA0</b>	1	1 unit	103 0.050
	<b>Remote reset solenoids<sup>1)</sup></b>	24 V DC	B	<b>3WL9 111-0AK03-0AA0</b>	1	1 unit	103 0.200
	For mechanical tripped indicator	48 V DC	B	<b>3WL9 111-0AK04-0AA0</b>	1	1 unit	103 0.200
	Spare part for option <b>K10</b> to <b>K13</b> , see "-Z" + order code, <a href="#">page 15/25</a> .	120 V AC/ 125 V DC	B	<b>3WL9 111-0AK05-0AA0</b>	1	1 unit	103 0.200
		208-250 V AC/ 208-250 V DC	B	<b>3WL9 111-0AK06-0AA0</b>	1	1 unit	103 0.200
	<b>Retrofittable internal CubicleBUS wiring for connection to terminal X8</b> (without male connector <sup>2)</sup> )	For ETU45B and ETU76B	B	<b>3WL9 111-0AK30-0AA0</b>	1	1 unit	103 0.150
	<b>Retrofittable internal wiring for connection of the external N- and G-transformers to terminal X8</b> (without male connector, not for ETU Release 2)		D	<b>3WL9 111-0AK31-0AA0</b>	1	1 unit	103 0.020
	<b>Retrofittable internal wiring for connection of the external N- and G-transformers to terminal X8 for ETU Release 2</b> (without male connector)		D	<b>3WL9 111-0AK33-0AA0</b>	1	1 unit	103 0.020
<b>Locking devices</b>							
	<b>Protective covers for Mechanical ON/OFF</b>	Without safety lock	B	<b>3WL9 111-0BA21-0AA0</b>	1	1 unit	103 0.100
		Made by CES	B	<b>3WL9 111-0BA22-0AA0</b>	1	1 unit	103 0.300
		Made by IKON	B	<b>3WL9 111-0BA24-0AA0</b>	1	1 unit	103 0.300
	<b>Locking devices against unauthorized closing, in the operator panel</b>	Assembly kit FORTRESS or CASTELL <sup>3)</sup>	B	<b>3WL9 111-0BA31-0AA0</b>	1	1 unit	103 0.200
	The disconnecter unit fulfills the requirements for main circuit breakers according to EN 60204-1	Made by Ronis	B	<b>3WL9 111-0BA33-0AA0</b>	1	1 unit	103 0.400
	Spare part for option <b>S01</b> to <b>S09</b> , see "-Z" + order code, <a href="#">page 15/27</a> .	Made by KIRK-Key <sup>3)</sup>	B	<b>3WL9 111-0BA34-0AA0</b>	1	1 unit	103 0.270
		Made by Profalux	B	<b>3WL9 111-0BA35-0AA0</b>	1	1 unit	103 0.250
		Made by CES	B	<b>3WL9 111-0BA36-0AA0</b>	1	1 unit	103 0.200
		Made by IKON	B	<b>3WL9 111-0BA38-0AA0</b>	1	1 unit	103 0.200
		Assembly kit for padlocks <sup>4)</sup>	B	<b>3WL9 111-0BA41-0AA0</b>	1	1 unit	103 0.360
	<b>Locking devices against unauthorized closing, for withdrawable circuit breakers</b>	Made by CES	B	<b>3WL9 111-0BA51-0AA0</b>	1	1 unit	103 0.300
		Made by IKON	B	<b>3WL9 111-0BA53-0AA0</b>	1	1 unit	103 0.300
		Made by KIRK-Key <sup>3)</sup>	B	<b>3WL9 111-0BA57-0AA0</b>	1	1 unit	103 0.300
		Made by Ronis	B	<b>3WL9 111-0BA58-0AA0</b>	1	1 unit	103 0.300
		Made by Profalux	B	<b>3WL9 111-0BA50-0AA0</b>	1	1 unit	103 0.227
	<b>Locking devices for operating mechanism handle with padlock<sup>4)</sup></b>		B	<b>3WL9 111-0BA71-0AA0</b>	1	1 unit	103 0.080
	Spare part for option <b>S33</b> , see "-Z" + order code, <a href="#">page 15/27</a> .						
	<b>Locking devices against movement of the withdrawable circuit breakers</b>	Made by CES	B	<b>3WL9 111-0BA73-0AA0</b>	1	1 unit	103 0.300
	Safety lock for mounting on the circuit breaker.	Made by IKON	B	<b>3WL9 111-0BA75-0AA0</b>	1	1 unit	103 0.200
		Made by Profalux	B	<b>3WL9 111-0BA76-0AA0</b>	1	1 unit	103 0.300
		Made by Ronis	B	<b>3WL9 111-0BA77-0AA0</b>	1	1 unit	103 0.300
	Spare part for option <b>S71</b> , <b>S75</b> , <b>S76</b> , see "-Z" + order code, <a href="#">page 15/27</a> .	Made by KIRK-Key <sup>3)</sup>	B	<b>3WL9 111-0BA80-0AA0</b>	1	1 unit	103 0.400
	<b>Interlocking systems</b>	Made by CES	B	<b>3WL9 111-0BA43-0AA0</b>	1	1 unit	103 0.360
	2 of the same keys for 3 circuit breakers, Locking device OFF position, Key-operated switch on operator panel. A maximum of 2 circuit breakers can be switched on.						

<sup>1)</sup> Can only be used in conjunction with "automatic reset of lockout device", e. g. "-Z" + "K01", 3WL9 111-0AK21-0AA0.

<sup>2)</sup> Required if communication is retrofitted.

<sup>3)</sup> Locks, cylinders and keys must be ordered from the manufacturer.

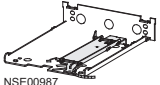


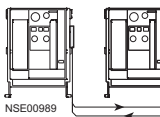
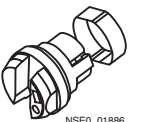
<sup>4)</sup> Padlock not included in the scope of supply.

■ Start of delivery on request.

# SENTRON 3WL Air Circuit Breakers

## 3WL Air Circuit Breakers/Non-Automatic Air Circuit Breakers up to 6300 A (AC)

### Accessories and spare parts

Designation	DT	Order No.	Price per PU	PU (UNIT, SET, M)	PS*	PG	Weight per PU approx. kg
<b>Locking mechanisms</b>							
 <p>NSE00987</p> <p>3WL9 111-0BA83-0AA0</p>	<b>To prevent movement of the withdrawable circuit breakers in disconnected position,</b> consisting of Bowden wire and lock in the cabinet door		Made by CES Made by IKON Made by Profalux Made by Ronis	B <b>3WL9 111-0BA81-0AA0</b> B <b>3WL9 111-0BA83-0AA0</b> B <b>3WL9 111-0BA85-0AA0</b> B <b>3WL9 111-0BA86-0AA0</b>	1 1 unit 1 1 unit 1 1 unit 1 1 unit	103 103 103 103	0.800 0.800 0.800 0.800
	Spare part for option <b>R81, R85, R86</b> , see "-Z" + order code, <a href="#">page 15/27</a> .						
	Not possible in combination with "Locking device to prevent opening of the cabinet door" (order code "R30") or "Locking device to prevent movement with the cabinet door open" (order code "R50").						
	 <p>NSE00988</p> <p>3WL9 111-0BB12-0AA0</p>	<b>To prevent opening of the cabinet door in ON position</b> (can be defeated)		Fixed mounting	B <b>3WL9 111-0BB12-0AA0</b>	1 1 unit	103
Spare part for option <b>S30</b> , see "-Z" + order code, <a href="#">page 15/27</a> .							
<b>To prevent opening of the cabinet door</b> (can be defeated)		Guide frames	B <b>3WL9 111-0BB13-0AA0</b>	1 1 unit	103	0.150	
Spare part for option <b>R30</b> , see "-Z" + order code, <a href="#">page 15/27</a> . Not possible in combination with "Locking device to prevent movement of the withdrawable circuit breakers in disconnected position" (order codes "R81", "R85" or "R86").							
 <p>NSE00989</p> <p>3WL9 111-0BB15-0AA0</p>	<b>To prevent movement with the cabinet door open</b>		Guide frames	B <b>3WL9 111-0BB15-0AA0</b>	1 1 unit	103	0.150
	Spare part for option <b>R50</b> , see "-Z" + order code, <a href="#">page 15/27</a> . Not possible in combination with "Locking device to prevent movement of the withdrawable circuit breakers in disconnected position" (order codes "R81", "R85" or "R86").						
	<b>Interlocks</b>						
	 <p>NSE00989</p> <p>3WL9 111-0BB21-0AA0</p>	<b>Mutual mechanical interlocking,</b> with 2000 mm Bowden wire (one required for each circuit breaker)		Fixed-mounted circuit breakers Spare part for option <b>S55</b> , see "-Z" + order code, <a href="#">page 15/26</a> .	B <b>3WL9 111-0BB21-0AA0</b>	1 1 unit	103
Module for withdrawable circuit breaker with frame		Spare part for option <b>R55</b> , see "-Z" + order code, <a href="#">page 15/26</a> . <u>When ordered separately</u>	B <b>3WL9 111-0BB24-0AA0</b>	1 1 unit	103	1.130	
Module for guide frame		Spare part for option <b>R56</b> , see "-Z" + order code, <a href="#">page 15/26</a> .	B <b>3WL9 111-0BB22-0AA0</b>	1 1 unit	103	1.100	
Module for withdrawable circuit breaker		Spare part for option <b>R57</b> , see "-Z" + order code, <a href="#">page 15/26</a> .	B <b>3WL9 111-0BB23-0AA0</b>	1 1 unit	103	0.150	
 <p>NSE0_01886</p> <p>3WL9 112-8HA47-0AA0</p>	<b>Couplings on the circuit breaker (with ring) for mutual interlocking</b> Can be used in all circuit breakers		Adapter for size III Withdrawable circuit breaker	B <b>3WL9 111-0BB30-0AA0</b>	1 1 unit	103	0.100
	<b>Couplings on the circuit breaker (with ring) for mutual interlocking</b>		B <b>3WL9 112-8AH47-0AA0</b>	1 1 unit	103	0.160	
	<b>Bowden wires</b>		2000 mm 3000 mm 4500 mm	B <b>3WL9 111-0BB45-0AA0</b> B <b>3WL9 111-0BB46-0AA0</b> B <b>3WL9 111-0BB47-0AA0</b>	1 1 unit 1 1 unit 1 1 unit	103 103 103	0.150 0.220 0.360
	Spare part for option <b>R55</b> , see "-Z" + order code, <a href="#">page 15/26</a> .						

\* You can order this quantity or a multiple thereof.

# SENTRON 3WL Air Circuit Breakers

## 3WL Air Circuit Breakers/Non-Automatic Air Circuit Breakers up to 6300 A (AC)

### Accessories and spare parts

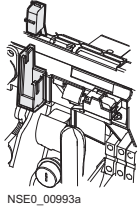
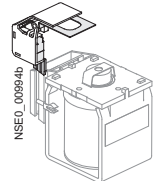
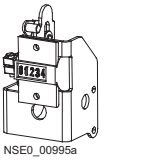





Designation	DT	Order No.	Price per PU	PU (UNIT, SET, M)	PS*	PG	Weight per PU approx. kg
<b>Test devices</b>							
<b>Manual tester Release 2 for electronic releases ETU15B to ETU76B</b> For testing the electronic trip unit functions	B	<b>3WL9 111-0AT32-0AA0</b>		1	1 unit	103	1.100
<b>Function testers</b> For testing the tripping characteristics for electronic releases ETU15B to ETU76B	D	<b>3WL9 111-0AT44-0AA0</b>		1	1 unit	103	8.210
<b>Capacitor storage devices</b>							
<b>Capacitor storage devices</b> For shunt release Storage time 5 min Rated control supply voltage must match the rated control supply voltage of the shunt release		Rated control supply voltage/rated operational voltage AC 50/60 Hz V V DC 220 ... 240 220 ... 250					
	B	<b>3WL9 111-0BA14-0AA0</b>		1	1 unit	103	0.520
Suitable also for 3VL and 3WN circuit breakers							

\* You can order this quantity or a multiple thereof.

# SENTRON 3WL Air Circuit Breakers

## 3WL Air Circuit Breakers/Non-Automatic Air Circuit Breakers up to 6300 A (AC)

### Accessories and spare parts

	Designation	DT	Order No.	Price per PU	PU (UNIT, SET, M)	PS*	PG	Weight per PU approx. kg
<b>Indicators, control elements</b>								
	<b>Ready-to-close signaling switches</b> 1 NO Spare part for option <b>C22</b> , see "-Z" + order code, <a href="#">page 15/25</a> .	B	<b>3WL9 111-0AH01-0AA0</b>		1	1 unit	103	0.020
	<b>Signaling switches<sup>1)2)</sup></b> 1st or 2nd auxiliary release Spare part for option <b>C26</b> and <b>C27</b> , see "-Z" + order code, <a href="#">page 15/25</a> .	B	<b>3WL9 111-0AH02-0AA0</b>		1	1 unit	103	0.020
	<b>Tripped signaling switches<sup>1)2)</sup></b> 1 CO Spare part for option <b>K07</b> , see "-Z" + order code, <a href="#">page 15/25</a> .	B	<b>3WL9 111-0AH14-0AA0</b>		1	1 unit	103	0.080
	<b>Operating cycles counters, mechanical<sup>3)</sup></b> Spare part for option <b>C01</b> , see "-Z" + order code, <a href="#">page 15/25</a> .	B	<b>3WL9 111-0AH07-0AA0</b>		1	1 unit	103	0.100
	<b>Stored energy status signaling switches<sup>1)2)</sup></b> 1 NO Spare part for option <b>C20</b> , see "-Z" + order code, <a href="#">page 15/25</a> .	B	<b>3WL9 111-0AH08-0AA0</b>		1	1 unit	103	0.030
	<b>Position signaling switches for guide frames</b> Spare part for option <b>R15</b> and <b>R16</b> , see "-Z" + order code, <a href="#">page 15/26</a> .	B	<b>3WL9 111-0AH11-0AA0</b>	1st block (3 CO contacts)	1	1 unit	103	0.200
	<b>Electrical ON buttons<sup>1)4)</sup></b> (button+wiring) <sup>2)</sup> , for operator panel. Possible only for circuit breakers with closing solenoid.	B	<b>3WL9 111-0AJ02-0AA0</b>	2nd block (6 CO contacts)	1	1 unit	103	0.400
	<b>Motor shutdown switches<sup>5)</sup></b> (mounting on operator panel) Spare part for option <b>S25</b> , see "-Z" + order code, <a href="#">page 15/25</a> .	B	<b>3WL9 111-0AJ03-0AA0</b>	With sealing cap	1	1 unit	103	0.150
	<b>EMERGENCY-STOP pushbuttons</b> Mushroom pushbutton instead of the mechanical OFF pushbutton Spare part for option <b>S24</b> , see "-Z" + order code, <a href="#">page 15/25</a> .	B	<b>3WL9 111-0AJ05-0AA0</b>	With CES assembly kit	1	1 unit	103	0.140
	<b>EMERGENCY-STOP pushbuttons</b> Mushroom pushbutton instead of the mechanical OFF pushbutton Spare part for option <b>S24</b> , see "-Z" + order code, <a href="#">page 15/25</a> .	B	<b>3WL9 111-0AJ06-0AA0</b>	With IKON assembly kit	1	1 unit	103	0.140
	<b>EMERGENCY-STOP pushbuttons</b> Mushroom pushbutton instead of the mechanical OFF pushbutton Spare part for option <b>S24</b> , see "-Z" + order code, <a href="#">page 15/25</a> .	B	<b>3WL9 111-0AJ06-0AA0</b>		1	1 unit	103	0.100
	<b>EMERGENCY-STOP pushbuttons</b> Mushroom pushbutton instead of the mechanical OFF pushbutton Spare part for option <b>S24</b> , see "-Z" + order code, <a href="#">page 15/25</a> .	B	<b>3WL9 111-0BA72-0AA0</b>		1	1 unit	103	0.080

1) Not possible with communications interface option, order code "F02" or "F12".

2) X7 manual connector required for circuit breakers or guide frames. If this is not already available, please order additionally (see pages 15/29 and 15/39).

3) Only in conjunction with motorized operating mechanism.

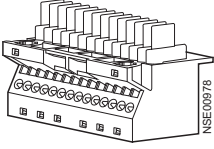
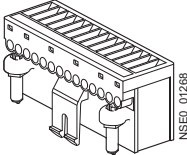
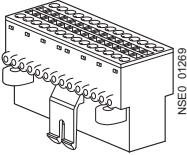



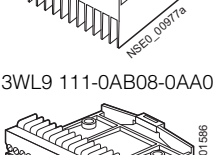

4) Not possible with motor shutdown switch.

5) Not possible with electrical ON button.

# SETRON 3WL Air Circuit Breakers

## 3WL Air Circuit Breakers/Non-Automatic Air Circuit Breakers up to 6300 A (AC)

### Accessories and spare parts

Designation	DT	Order No.	Price per PU	PU (UNIT, SET, M)	PS*	PG	Weight per PU approx. kg
<b>Auxiliary conductor connections</b>							
 3WL9 111-0AB01-0AA0		<b>Male connectors for circuit breakers ①</b>	B	<b>3WL9 111-0AB01-0AA0</b>	1	1 unit	103 0.100
 3WL9 111-0AB03-0AA0		<b>Extension for the 1000 V male connector versions</b> (male connector must be ordered separately)	B	<b>3WL9 111-0AB02-0AA0</b>	1	1 unit	103 0.150
 3WL9 111-0AB04-0AA0		<b>Male connectors and extension for 1000 V</b>	B	<b>3WL9 111-0AB10-0AA0</b>	1	1 unit	103 1.000
 3WL9 111-0AB07-0AA0		<b>Auxiliary supply connectors for circuit breakers or guide frames ②</b> Screw connection (SIGUT) Screwless connection method (tension spring)	B	<b>3WL9 111-0AB03-0AA0</b>	1	1 unit	103 0.070
 3WL9 111-0AB08-0AA0			B	<b>3WL9 111-0AB04-0AA0</b>	1	1 unit	103 0.070
 3WL9 111-0AB07-0AA0		<b>Coding kits for fixed-mounted version (X5 to X8) ③</b>	B	<b>3WL9 111-0AB07-0AA0</b>	1	1 unit	103 0.020
 3WL9 111-0AB08-0AA0		<b>Sliding contact modules for guide frames ④</b>	B	<b>3WL9 111-0AB08-0AA0</b>	1	1 unit	103 0.100
 3WL9 111-0AB18-0AA0		<b>One-part sliding contact modules for guide frames</b> Screw connection (SIGUT) ⑤	B	<b>3WL9 111-0AB18-0AA0</b>	1	1 unit	103 0.120
		<b>Blanking blocks for circuit breakers</b>	B	<b>3WL9 111-0AB12-0AA0</b>	1	1 unit	103 0.030

For a complete auxiliary current connection you must order:

Fixed-mounted version: ① + ② + ③

Withdrawable version: ① + ④ + ②

or

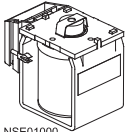
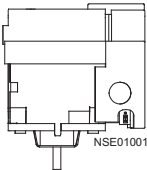
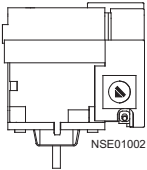
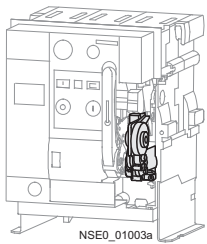
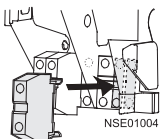
① + ⑤

\* You can order this quantity or a multiple thereof.

# SENTRON 3WL Air Circuit Breakers

## 3WL Air Circuit Breakers/Non-Automatic Air Circuit Breakers up to 6300 A (AC)

### Accessories and spare parts

	Designation	DT	Order No.	Price per PU	PU (UNIT, SET, M)	PS*	PG	Weight per PU approx. kg
<b>Auxiliary releases</b>								
 NSE01000 3WL9 111-0AD06-0AA0	<b>Closing solenoids/shunt releases</b>							
	24 V DC	100 % duty ratio	B	<b>3WL9 111-0AD01-0AA0</b>	1	1 unit	103	0.700
	30 V DC		B	<b>3WL9 111-0AD02-0AA0</b>	1	1 unit	103	0.700
	48 V DC		B	<b>3WL9 111-0AD03-0AA0</b>	1	1 unit	103	0.700
	60 V DC		B	<b>3WL9 111-0AD04-0AA0</b>	1	1 unit	103	0.700
	110 ... 125 V DC/110 V AC		B	<b>3WL9 111-0AD05-0AA0</b>	1	1 unit	103	0.700
	220 V DC/230 V AC		B	<b>3WL9 111-0AD06-0AA0</b>	1	1 unit	103	0.700
	24 V DC	5 % duty ratio	B	<b>3WL9 111-0AD11-0AA0</b>	1	1 unit	103	0.700
	48 V DC		B	<b>3WL9 111-0AD12-0AA0</b>	1	1 unit	103	0.700
	110 ... 125 V DC/110 ... 127 V AC		B	<b>3WL9 111-0AD13-0AA0</b>	1	1 unit	103	0.700
220 ... 250 V DC/208 ... 240 V AC		B	<b>3WL9 111-0AD14-0AA0</b>	1	1 unit	103	1.800	
 NSE01001 3WL9 111-0AE0.-0AA0	<b>Undervoltage releases</b>							
	Instantaneous							
	24 V DC		B	<b>3WL9 111-0AE01-0AA0</b>	1	1 unit	103	0.730
	30 V DC		B	<b>3WL9 111-0AE02-0AA0</b>	1	1 unit	103	0.730
	48 V DC		B	<b>3WL9 111-0AE03-0AA0</b>	1	1 unit	103	0.730
	60 V DC		B	<b>3WL9 111-0AE07-0AA0</b>	1	1 unit	103	0.730
	110 ... 125 V DC/110 ... 127 V AC		B	<b>3WL9 111-0AE04-0AA0</b>	1	1 unit	103	0.730
	220 ... 250 V DC/208 ... 240 V AC		B	<b>3WL9 111-0AE05-0AA0</b>	1	1 unit	103	0.730
	380 ... 415 V AC		B	<b>3WL9 111-0AE06-0AA0</b>	1	1 unit	103	0.730
	Delayed							
48 V DC		B	<b>3WL9 111-0AE11-0AA0</b>	1	1 unit	103	0.740	
110 ... 125 V DC/110 ... 127 V AC		B	<b>3WL9 111-0AE12-0AA0</b>	1	1 unit	103	0.740	
220 ... 250 V DC/208 ... 240 V AC		B	<b>3WL9 111-0AE13-0AA0</b>	1	1 unit	103	0.740	
380 ... 415 V AC		B	<b>3WL9 111-0AE14-0AA0</b>	1	1 unit	103	0.740	
 NSE01002 3WL9 111-0AE1.-0AA0	<b>Operating mechanisms</b>							
	<b>Motorized operating mechanisms<sup>1)</sup></b>							
	24 ... 30 V DC		B	<b>3WL9 111-0AF01-0AA0</b>	1	1 unit	103	1.510
	48 ... 60 V DC		B	<b>3WL9 111-0AF02-0AA0</b>	1	1 unit	103	1.510
	110 ... 125 V DC/110 ... 127 V AC		B	<b>3WL9 111-0AF03-0AA0</b>	1	1 unit	103	1.510
220 ... 250 V DC/208 ... 240 V AC		B	<b>3WL9 111-0AF04-0AA0</b>	1	1 unit	103	1.510	
 NSE0_01003a 3WL9 111-0AF0.-0AA0	<b>Auxiliary contacts</b>							
	<b>Auxiliary switch blocks</b>							
	2 NO + 2 NC		B	<b>3WL9 111-0AG01-0AA0</b>	1	1 unit	103	0.180
	2 NO		B	<b>3WL9 111-0AG02-0AA0</b>	1	1 unit	103	0.080
1 NO + 1 NC		B	<b>3WL9 111-0AG03-0AA0</b>	1	1 unit	103	0.070	
 NSE01004 3WL9 111-0AG03-0AA0								

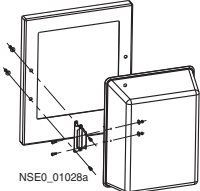
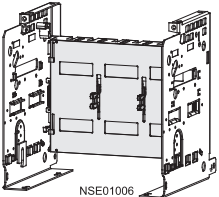
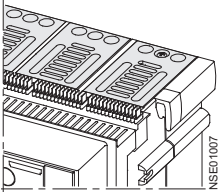
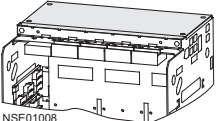
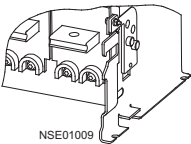
<sup>1)</sup> X7 manual connector required for circuit breakers or guide frames. If this is not already available, please order additionally (see pages 15/29 and 15/39).



# SETRON 3WL Air Circuit Breakers

## 3WL Air Circuit Breakers/Non-Automatic Air Circuit Breakers up to 6300 A (AC)

### Accessories and spare parts


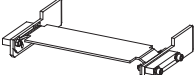

Designation	DT	Order No.	Price per PU	PU (UNIT, SET, M)	PS*	PG	Weight per PU approx. kg		
<b>Door sealing frames, covers, shutters</b>									
 <p>NSE0_01028a</p>		<b>Door sealing frames</b>	B	<b>3WL9 111-0AP01-0AA0</b>	1	1 unit	103	0.360	
		Spare part for option <b>T40</b> , see "-Z" + order code, <a href="#">page 15/25</a> .							
		<b>Protective covers, IP55</b>	B	<b>3WL9 111-0AP02-0AA0</b>	1	1 unit	103	1.600	
		cannot be used in conjunction with door sealing frames, cover removable and can be opened on both sides							
		<b>Shutters</b>							
		Spare part for option <b>R21</b> , see "-Z" + order code, <a href="#">page 15/26</a> .							
3WL9 111-0AP02-0AA0		3-pole	Size I	B	<b>3WL9 111-0AP04-0AA0</b>	1	1 unit	103	0.500
			Size II	B	<b>3WL9 111-0AP06-0AA0</b>	1	1 unit	103	0.630
			Size III	B	<b>3WL9 111-0AP07-0AA0</b>	1	1 unit	103	0.860
 <p>NSE01006</p>		4-pole	Size I	B	<b>3WL9 111-0AP08-0AA0</b>	1	1 unit	103	0.600
			Size II	B	<b>3WL9 111-0AP11-0AA0</b>	1	1 unit	103	0.770
			Size III	B	<b>3WL9 111-0AP12-0AA0</b>	1	1 unit	103	1.070
3WL9 111-0AP0.-0AA0									
<b>Arc chutes</b>									
 <p>NSE01007</p>		<b>Arc chutes</b>							
		690 V	Size I	B	<b>3WL9 111-0AS01-0AA0</b>	1	1 unit	103	1.110
			Size II	B	<b>3WL9 111-0AS02-0AA0</b>	1	1 unit	103	1.680
			Size III	B	<b>3WL9 111-0AS03-0AA0</b>	1	1 unit	103	2.980
		1000 V/1150 V	Size II	B	<b>3WL9 111-0AS05-0AA0</b>	1	1 unit	103	3.140
			Size III	B	<b>3WL9 111-0AS06-0AA0</b>	1	1 unit	103	5.620
3WL9 111-0AS0.-0AA0									
		<b>Arc chute covers<sup>1)</sup></b>							
		Parts kit for guide frame							
		Spare part for option <b>R10</b> , see "-Z" + order code, <a href="#">page 15/26</a> .							
 <p>NSE01008</p>		3-pole	Size I	B	<b>3WL9 111-0AS32-0AA0</b>	1	1 unit	103	1.850
			Size II	B	<b>3WL9 111-0AS36-0AA0</b>	1	1 unit	103	2.600
			Size III	B	<b>3WL9 111-0AS38-0AA0</b>	1	1 unit	103	4.050
3WL9 111-0AS3.-0AA0									
		4-pole	Size I	B	<b>3WL9 111-0AS42-0AA0</b>	1	1 unit	103	2.340
			Size II	B	<b>3WL9 111-0AS44-0AA0</b>	1	1 unit	103	3.300
			Size III	B	<b>3WL9 111-0AS46-0AA0</b>	1	1 unit	103	5.210
3WL9 111-0AS3.-0AA0									
<b>Withdrawable part coding</b>									
 <p>NSE01009</p>		<b>Withdrawable part coding</b>	B	<b>3WL9 111-0AR12-0AA0</b>	1	1 unit	103	0.400	
		By customer, for 36 coding variants							
3WL9 111-0AR12-0AA0									

<sup>1)</sup> Not available for 1000 V version and 1150 V version, DC version and size II with rated circuit breaker current of 4000 A.

# SENTRON 3WL Air Circuit Breakers

## 3WL Air Circuit Breakers/Non-Automatic Air Circuit Breakers up to 6300 A (AC)

### Accessories and spare parts

	Designation	DT	Order No.	Price per PU	PU (UNIT, SET, M)	PS*	PG	Weight per PU approx. kg
<b>Ground-fault protection</b>								
 NSE0 01018a 3WL9 111-0BA02-0AA0	<b>Ground-fault protection between the guide frame and the withdrawable circuit breaker</b> For 30 kA ground short-circuit current <sup>1)</sup> Contacting module for guide frame	Size I, II <sup>2)</sup>	B	<b>3WL9 111-0BA01-0AA0</b>	1	1 unit	103	0.330
		Size III	B	<b>3WL9 111-0BA02-0AA0</b>	1	1 unit	103	0.350
<b>Contacting modules for withdrawable circuit breakers</b>								
 NSE01019 3WL9 111-0BA07-0AA0	3-pole	Size I	B	<b>3WL9 111-0BA05-0AA0</b>	1	1 unit	103	1.250
		Size II <sup>2)</sup>	B	<b>3WL9 111-0BA06-0AA0</b>	1	1 unit	103	1.530
		Size III	B	<b>3WL9 111-0BA07-0AA0</b>	1	1 unit	103	2.270
	4-pole	Size I	B	<b>3WL9 111-0BA08-0AA0</b>	1	1 unit	103	1.500
		Size II <sup>2)</sup>	B	<b>3WL9 111-0BA04-0AA0</b>	1	1 unit	103	1.850
		Size III	B	<b>3WL9 111-0BA10-0AA0</b>	1	1 unit	103	2.950
<b>Support brackets</b>								
 NSE-01022 3WL9 111-0BB50-0AA0	<b>Support brackets</b> For mounting fixed-mounted circuit breakers on vertical plane, only for sizes I and II (1 set = 2 units)		B	<b>3WL9 111-0BB50-0AA0</b>	1	1 unit	103	7.000


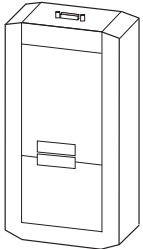
<sup>1)</sup> For 60 kA ground short-circuit current, order 2.

<sup>2)</sup> Can also be used for size II, 4000 A.

# SENTRON 3WL Air Circuit Breakers

## 3WL Air Circuit Breakers/Non-Automatic Air Circuit Breakers up to 6300 A (AC)

### Accessories and spare parts

Designation	DT	Order No.	Price per PU	PU (UNIT, SET, M)	PS*	PG	Weight per PU approx. kg
<b>CubicleBUS modules<sup>1)</sup></b>							
 <p>NSE0_01023a</p> <p>3WL9 111-0AT23-0AA0</p>		<b>Digital output modules with rotary coding switch, relay outputs</b>	B	<b>3WL9 111-0AT26-0AA0</b>	1	1 unit	103 0.240
		<b>Digital output modules, configurable, relay outputs</b>	B	<b>3WL9 111-0AT20-0AA0</b>	1	1 unit	103 0.310
		<b>Digital input modules</b>	B	<b>3WL9 111-0AT27-0AA0</b>	1	1 unit	103 0.240
		<b>Analog output modules</b>	B	<b>3WL9 111-0AT23-0AA0</b>	1	1 unit	103 0.240
		<b>Zone Selective Interlocking modules</b>	B	<b>3WL9 111-0AT21-0AA0</b>	1	1 unit	103 0.240
<b>Parameterization systems</b>							
 <p>NSE0_01024a</p> <p>3WL9 111-0AT28-0AA0</p>		<b>Breaker Data Adapters (BDA)<sup>3)</sup></b>	B	<b>3WL9 111-0AT28-0AA0</b>	1	1 unit	103 0.900
		<b>BDA Plus<sup>3)</sup></b>	B	<b>3WL9 111-0AT33-0AA0</b>	1	1 unit	103 1.200
		<b>Connection cables for BDA Plus</b>	B	<b>3WL9 111-0BC21-0AA0</b>	1	1 unit	103 0.350
	<b>Switch ES Power parameterization software</b>	A	<b>3ZS2 311-0CC10-0YA0</b>	1	1 unit	133 0.200	
<b>Accessories for communications</b>							
		<b>Preassembled cables for CubicleBUS modules</b>	B	<b>3WL9 111-0BC04-0AA0</b>	1	1 unit	103 0.020
			B	<b>3WL9 111-0BC02-0AA0</b>	1	1 unit	103 0.050
			B	<b>3WL9 111-0BC03-0AA0</b>	1	1 unit	103 0.060
			B	<b>3WL9 111-0BC05-0AA0</b>	1	1 unit	103 0.070
	<b>SENTRON manuals for communication solutions<sup>2)</sup></b>						
		Detailed description of the communication functions for SENTRON circuit breakers. Installation, connection, commissioning, data transmission to the PLC, including description of Switch ES Power and BDA.					
		German                      Token fee on request		<b>A5E0151347</b>			
		English                      Token fee on request		<b>A5E0151353</b>			
		To be ordered in Click4Business: You can find further information on the Internet at: <a href="http://www.click4business-supplies.com">www.click4business-supplies.com</a> Free download from: <a href="http://www.siemens.com/lowvoltage/manuals">www.siemens.com/lowvoltage/manuals</a>					
	<b>Voltage transformers, 3-pole, for SENTRON 3WL with measurement function Plus</b>	380 ... 690 V/100 V, class 0.5	B	<b>3WL9 111-0BB68-0AA0</b>	1	1 unit	103 2.600

All communication components, **CubicleBUS** modules and measurement functions are available for the ETU45B and ETU76B releases.

<sup>1)</sup> Each **CubicleBUS** module is supplied with a 0.2 m preassembled cable to connect the modules with each other. A longer preassembled cable is required for connection to the circuit breaker.

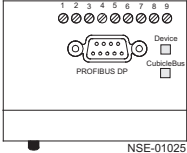
<sup>2)</sup> Manual for MODBUS communication solution available on request.

<sup>3)</sup> A 24 V DC power supply unit is required.

# SENTRON 3WL Air Circuit Breakers

## 3WL Air Circuit Breakers/Non-Automatic Air Circuit Breakers up to 6300 A (AC)

### Accessories and spare parts

Designation	DT	Order No.	Price per PU	PU (UNIT, SET, M)	PS*	PG	Weight per PU approx. kg	
<b>Retrofitting and spare parts</b>								
 <p>NSE-01025</p>	<b>PROFIBUS retrofit kits</b>	Retrofit kit for PROFIBUS communications including COM15, BSS and set of cables for all SENTRON 3WL circuit breakers with ETU45B and ETU76B releases	B	<b>3WL9 111-0AT12-0AA0</b>	1	1 unit	103	0.260
	<b>COM15 PROFIBUS module</b>	For ETU45B and ETU76B releases	B	<b>3WL9 111-0AT15-0AA0</b>	1	1 unit	103	0.140
	<b>COM16 MODBUS modules</b>	For ETU45B and ETU76B releases	B	<b>3WL9 111-0AT17-0AA0</b>	1	1 unit	103	0.140
	<b>MODBUS IEC retrofit kits</b>	Retrofit kit for MODBUS communications including COM16, BSS and set of cables for all SENTRON 3WL circuit breakers with ETU45B and ETU76B releases	B	<b>3WL9 111-0AT18-0AA0</b>	1	1 unit	103	0.260
	<b>Breaker status sensors (BSS)</b>	For ETU45B and ETU76B releases	B	<b>3WL9 111-0AT16-0AA0</b>	1	1 unit	103	0.120
	<b>Measurement function Plus<sup>1)</sup></b>	Not for ETU Release 2 (voltage transformer required)	B	<b>3WL9 111-0AT03-0AA0</b>	1	1 unit	103	0.250
	<b>Measurement function Plus<sup>1)</sup></b>	For ETU Release 2 (voltage transformer required)	B	<b>3WL9 111-0AT04-0AA0</b>	1	1 unit	103	0.250

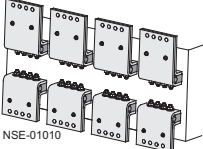
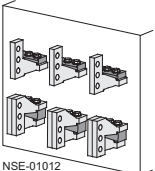
All communication components, **CubicleBUS** modules and measurement functions are available for the ETU45B and ETU76B releases.

<sup>1)</sup> A measuring accuracy of 3 % is reached if retrofitted.

# SETRON 3WL Air Circuit Breakers

## 3WL Air Circuit Breakers/Non-Automatic Air Circuit Breakers up to 6300 A (AC)

### Accessories and spare parts

Designation	DT	Order No.	Price per PU	PU (UNIT, SET, M)	PS*	PG	Weight per PU approx. kg	
<b>Main conductor connections, fixed mounting (essential accessory)</b>								
3WL9 111-0AL06-0AA0	Specified for each connection							
 NSE-01010	<b>Front-accessible main connections, single hole at top</b>	Size I, up to 1000 A	B	<b>3WL9 111-0AL01-0AA0</b>	1	1 unit	103	1.100
		Size I, 1250 to 1600 A	B	<b>3WL9 111-0AL02-0AA0</b>	1	1 unit	103	1.600
		Size II, up to 2000 A	B	<b>3WL9 111-0AL03-0AA0</b>	1	1 unit	103	2.000
		Size II, up to 2500 A	B	<b>3WL9 111-0AL04-0AA0</b>	1	1 unit	103	3.600
		Size II, up to 3200 A	B	<b>3WL9 111-0AL05-0AA0</b>	1	1 unit	103	3.500
		Size III, up to 4000 A	B	<b>3WL9 111-0AL06-0AA0</b>	1	1 unit	103	6.100
3WL9 111-0AL56-0AA0	<b>Front-accessible main connections, single hole at bottom</b>	Size I, up to 1000 A	B	<b>3WL9 111-0AL51-0AA0</b>	1	1 unit	103	1.000
		Size I, 1250 to 1600 A	B	<b>3WL9 111-0AL52-0AA0</b>	1	1 unit	103	1.300
		Size II, up to 2000 A	B	<b>3WL9 111-0AL53-0AA0</b>	1	1 unit	103	1.800
		Size II, up to 2500 A	B	<b>3WL9 111-0AL54-0AA0</b>	1	1 unit	103	3.100
		Size II, up to 3200 A	B	<b>3WL9 111-0AL55-0AA0</b>	1	1 unit	103	3.000
		Size III, up to 4000 A	B	<b>3WL9 111-0AL56-0AA0</b>	1	1 unit	103	5.200
3WL9 111-0AL14-0AA0	<b>Front-accessible main connections, according to DIN 43673, double hole at top</b>	Size I, up to 1000 A	B	<b>3WL9 111-0AL07-0AA0</b>	1	1 unit	103	1.400
		Size I, 1250 to 1600 A	B	<b>3WL9 111-0AL08-0AA0</b>	1	1 unit	103	2.000
		Size II, up to 2000 A	B	<b>3WL9 111-0AL11-0AA0</b>	1	1 unit	103	2.400
		Size II, up to 2500 A	B	<b>3WL9 111-0AL12-0AA0</b>	1	1 unit	103	4.500
		Size II, up to 3200 A	B	<b>3WL9 111-0AL13-0AA0</b>	1	1 unit	103	4.400
		Size III, up to 4000 A	B	<b>3WL9 111-0AL14-0AA0</b>	1	1 unit	103	7.800
3WL9 111-0AL64-0AA0	<b>Front-accessible main connections, according to DIN 43673, double hole at bottom</b>	Size I, up to 1000 A	B	<b>3WL9 111-0AL57-0AA0</b>	1	1 unit	103	1.300
		Size I, 1250 to 1600 A	B	<b>3WL9 111-0AL58-0AA0</b>	1	1 unit	103	1.700
		Size II, up to 2000 A	B	<b>3WL9 111-0AL61-0AA0</b>	1	1 unit	103	2.000
		Size II, up to 2500 A	B	<b>3WL9 111-0AL62-0AA0</b>	1	1 unit	103	3.700
		Size II, up to 3200 A	B	<b>3WL9 111-0AL63-0AA0</b>	1	1 unit	103	3.600
		Size III, up to 4000 A	B	<b>3WL9 111-0AL64-0AA0</b>	1	1 unit	103	6.400
 NSE-01012	<b>Rear vertical main connections</b>	Size I <sup>1)</sup> , up to 1600 A	B	<b>3WL9 111-0AM01-0AA0</b>	1	1 unit	103	0.500
		Size II <sup>2)</sup> , up to 3200 A	B	<b>3WL9 111-0AM02-0AA0</b>	1	1 unit	103	2.200
		Size III, up to 6300 A	B	<b>3WL9 111-0AM03-0AA0</b>	1	1 unit	103	5.000
3WL9 111-0AM03-0AA0								

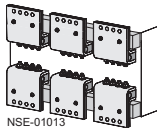
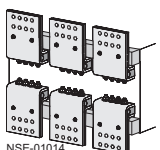
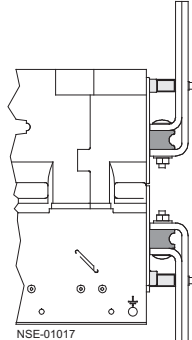
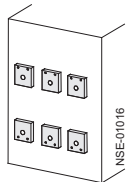
1) In the case of vertical connection size I, up to 1000 A one 3WL9 111-0AM01-0AA0 vertical connection is required, up to 1600 A two 3WL9 111-0AM01-0AA0 vertical connections are required.

2) In the case of vertical connection size II, up to 2500 A one 3WL9 111-0AM02-0AA0 vertical connection is required, up to 3200 A two 3WL9 111-0AM02-0AA0 vertical connections are required.

# SENTRON 3WL Air Circuit Breakers

## 3WL Air Circuit Breakers/Non-Automatic Air Circuit Breakers up to 6300 A (AC)

### Accessories and spare parts

Designation	DT	Order No.	Price per PU	PU (UNIT, SET, M)	PS*	PG	Weight per PU approx. kg		
<b>Main conductor connections, withdrawable versions (essential accessory)</b>									
Specified for each connection									
 3WL9 111-0AN06-0AA0	<b>Front-accessible main connections, single hole at top or at bottom<sup>1)</sup></b>	Size I, up to 1000 A	B	<b>3WL9 111-0AN01-0AA0</b>	1	1 unit	103	1.000	
		Size I, 1250 to 1600 A	B	<b>3WL9 111-0AN02-0AA0</b>	1	1 unit	103	1.300	
		Size II, up to 2000 A	B	<b>3WL9 111-0AN03-0AA0</b>	1	1 unit	103	1.800	
		Size II, up to 2500 A	B	<b>3WL9 111-0AN04-0AA0</b>	1	1 unit	103	3.100	
		Size II, up to 3200 A	B	<b>3WL9 111-0AN05-0AA0</b>	1	1 unit	103	3.000	
 3WL9 111-0AN14-0AA0	<b>Front-accessible main connections, according to DIN 43673, double hole at top or at bottom<sup>1)</sup></b>	Size I, up to 1000 A	B	<b>3WL9 111-0AN07-0AA0</b>	1	1 unit	103	1.300	
		Size I, 1250 to 1600 A	B	<b>3WL9 111-0AN08-0AA0</b>	1	1 unit	103	1.700	
		Size II, up to 2000 A	B	<b>3WL9 111-0AN11-0AA0</b>	1	1 unit	103	2.000	
		Size II, up to 2500 A	B	<b>3WL9 111-0AN12-0AA0</b>	1	1 unit	103	3.700	
		Size II, up to 3200 A	B	<b>3WL9 111-0AN13-0AA0</b>	1	1 unit	103	3.600	
 3WL9 111-0AN41-0AA0	<b>Supports for front and DIN connecting bars</b>	3-pole for 3 bars	Size I	B	<b>3WL9 111-0AN41-0AA0</b>	1	1 unit	103	0.700
		Size II	B	<b>3WL9 111-0AN42-0AA0</b>	1	1 unit	103	1.350	
		Size III	B	<b>3WL9 111-0AN43-0AA0</b>	1	1 unit	103	2.420	
	4-pole for 4 bars	Size I	B	<b>3WL9 111-0AN44-0AA0</b>	1	1 unit	103	1.200	
		Size II	B	<b>3WL9 111-0AN45-0AA0</b>	1	1 unit	103	2.200	
		Size III	B	<b>3WL9 111-0AN46-0AA0</b>	1	1 unit	103	3.200	
	<b>Rear vertical main connections</b>	Size I, up to 1000 A	B	<b>3WL9 111-0AN15-0AA0</b>	1	1 unit	103	0.660	
		Size I, 1250 to 1600 A	B	<b>3WL9 111-0AN16-0AA0</b>	1	1 unit	103	0.870	
		Size II, up to 2000 A	B	<b>3WL9 111-0AN17-0AA0</b>	1	1 unit	103	1.150	
		Size II, up to 2500 A	B	<b>3WL9 111-0AN18-0AA0</b>	1	1 unit	103	1.490	
		Size II, up to 3200 A	B	<b>3WL9 111-0AN21-0AA0</b>	1	1 unit	103	2.580	
		Size III, up to 5000 A	B	<b>3WL9 111-0AN22-0AA0</b>	1	1 unit	103	6.380	
3WL9 111-0AN23-0AA0	Size III, up to 6300 A	B	<b>3WL9 111-0AN23-0AA0</b>	1	1 unit	103	19.170		
	Size III, up to 6300 A, at top (3 busbar connection pieces for 3-pole circuit breakers)								
	Size III, up to 6300 A, at top (4 busbar connection pieces for 4-pole circuit breakers)	B	<b>3WL9 111-0AN20-0AA0</b>	1	1 unit	103	18.410		
<b>Rear horizontal circuit connections</b>	Size I, up to 1000 A	B	<b>3WL9 111-0AN32-0AA0</b>	1	1 unit	103	0.630		
	Size I, 1250 to 1600 A	B	<b>3WL9 111-0AN33-0AA0</b>	1	1 unit	103	0.770		
	Size II, up to 2000 A	B	<b>3WL9 111-0AN34-0AA0</b>	1	1 unit	103	1.020		
	Size II, up to 2500 A	B	<b>3WL9 111-0AN35-0AA0</b>	1	1 unit	103	1.240		
	Size II, up to 3200 A	B	<b>3WL9 111-0AN36-0AA0</b>	1	1 unit	103	2.170		
<b>Connecting flanges</b>	Size III, up to 5000 A	B	<b>3WL9 111-0AN37-0AA0</b>	1	1 unit	103	3.860		
	Size I, up to 1000 A	B	<b>3WL9 111-0AN24-0AA0</b>	1	1 unit	103	0.610		
	Size I, 1250 to 1600 A	B	<b>3WL9 111-0AN25-0AA0</b>	1	1 unit	103	0.640		
	Size II, up to 2000 A	B	<b>3WL9 111-0AN26-0AA0</b>	1	1 unit	103	0.980		
	Size II, up to 2500 A	B	<b>3WL9 111-0AN27-0AA0</b>	1	1 unit	103	1.020		
	Size II, up to 3200 A	B	<b>3WL9 111-0AN28-0AA0</b>	1	1 unit	103	1.310		
	Size III, up to 4000 A	B	<b>3WL9 111-0AN31-0AA0</b>	1	1 unit	103	2.370		
 3WL9 111-0AN24-0AA0									

<sup>1)</sup> When using front-accessible main connections (withdrawable circuit breakers) supports are required.

# SENTRON 3WL Air Circuit Breakers

## 3WL Air Circuit Breakers/Non-Automatic Air Circuit Breakers up to 6300 A (AC)

### Accessories and spare parts

Designation	DT	Order No.	Price per PU	PU (UNIT, SET, M)	PS*	PG	Weight per PU approx. kg
-------------	----	-----------	--------------	-------------------	-----	----	--------------------------

#### Conversion sets

##### For converting fixed-mounted circuit breakers into withdrawable circuit breakers

Guide frames and sliding contact modules must be ordered separately.

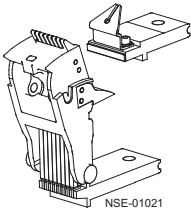
Number of poles	Size	DT	Order No.	PU (UNIT, SET, M)	PS*	PG	Weight per PU approx. kg
3-pole	I	B	<b>3WL9 111-0BC11-0AA0</b>	1	1 unit	103	5.100
	II	B	<b>3WL9 111-0BC12-0AA0</b>	1	1 unit	103	5.900
	III	B	<b>3WL9 111-0BC13-0AA0</b>	1	1 unit	103	8.100
4-pole	I	B	<b>3WL9 111-0BC14-0AA0</b>	1	1 unit	103	6.400
	II	B	<b>3WL9 111-0BC15-0AA0</b>	1	1 unit	103	6.450
	III	B	<b>3WL9 111-0BC16-0AA0</b>	1	1 unit	103	10.700

#### Main contact elements

##### You must specify the circuit breaker ID No. when ordering!

Specified for each connection (depending on the number of poles on the circuit breaker, order 3 or 4 units)

Sizes	$I_n$ max	DT	Order No. is automatically adapted to the circuit breaker ID number	PU (UNIT, SET, M)	PS*	PG	Weight per PU approx. kg
I	Up to 1600 A	B	<b>3WL9 111-0AM90 L1Y<sup>1)</sup></b>	1	1 unit	103	2.800
II	Up to 2500 A	B	<b>3WL9 111-0AM91 L1Y<sup>1)</sup></b>	1	1 unit	103	5.870
II	Up to 4000 A	B	<b>3WL9 111-0AM92 L1Y<sup>1)</sup></b>	1	1 unit	103	7.700
III	Up to 6300 A	B	<b>3WL9 111-0AM93 L1Y<sup>1)</sup></b>	1	1 unit	103	13.740



<sup>1)</sup> Please specify the circuit breaker ID No. in plain text when ordering.

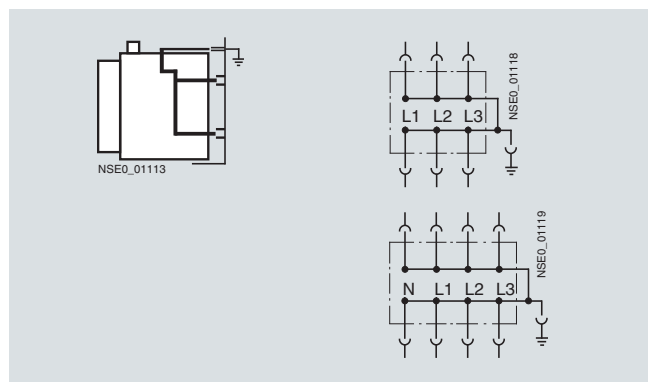
# SENTRON 3WL Air Circuit Breakers

## 3WL Air Circuit Breakers/Non-Automatic Air Circuit Breakers up to 6300 A (AC)

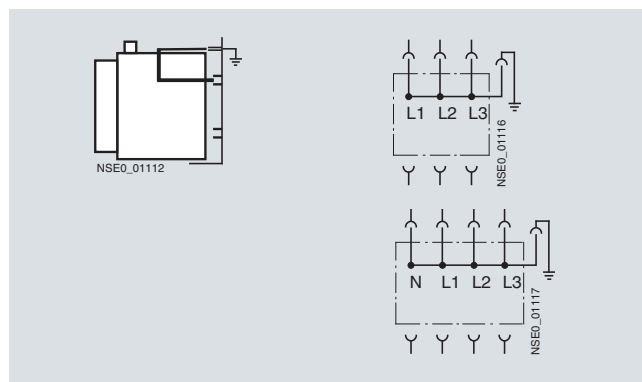
### Accessories and spare parts

Schematics in as-supplied state	Version	Size	DT	Order No.	Price per PU	PU (UNIT, SET, M)	PS*	PG	Weight per PU approx. kg	
<b>Withdrawable short-circuiting, grounding and bridging units</b>										
<p>(as-supplied state)</p>		3-pole								
		Up to 1600 A I	C	<b>3WL9 111-0BD01-0AA0</b>		1	1 unit	103	30.000	
		Up to 3200 A II	C	<b>3WL9 111-0BD03-0AA0</b>		1	1 unit	103	40.500	
	Up to 6300 A III	C	<b>3WL9 111-0BD05-0AA0</b>		1	1 unit	103	65.000		
		4-pole								
		Up to 1600 A I	C	<b>3WL9 111-0BD02-0AA0</b>		1	1 unit	103	35.000	
Up to 3200 A II		C	<b>3WL9 111-0BD04-0AA0</b>		1	1 unit	103	46.000		
		Up to 6300 A III	C	<b>3WL9 111-0BD06-0AA0</b>		1	1 unit	103	70.000	

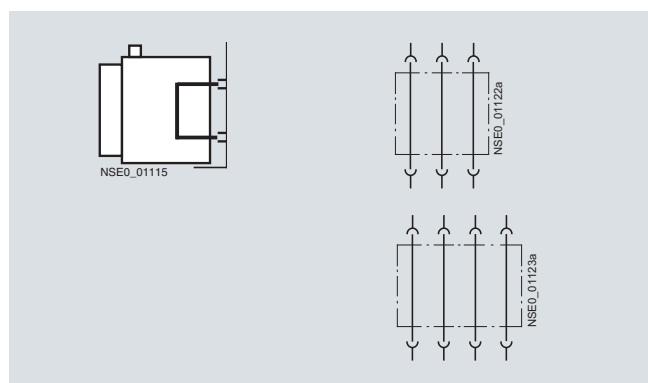
Conversion for the following applications is possible



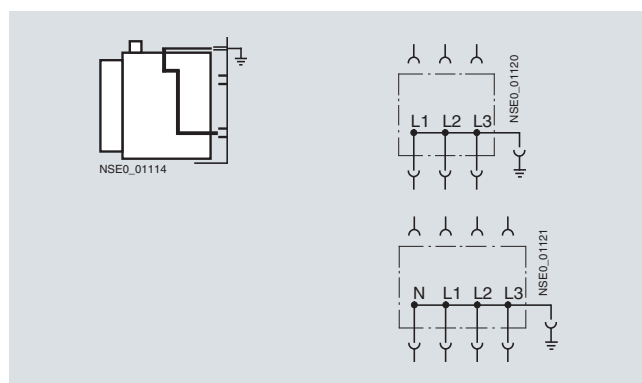
Top and bottom parts of system are short-circuited and grounded (as-supplied state)



Top part of system is short-circuited and grounded, infeed from bottom



Withdrawable bridging unit, infeed and outgoing terminals are permanently connected to each other



Bottom part of system is short-circuited and grounded, infeed from top



# SENTRON 3WL Air Circuit Breakers

## 3WL Air Circuit Breakers/Non-Automatic Air Circuit Breakers up to 6300 A (AC)

### Accessories and spare parts

#### Options

##### Structure of the Order No.

		3WL1 2 2 0 - 4 N G 3 1 - 1 F A 2	
Example			
5th position:	Size	Size II	2
6th and 7th positions:	Max. rated circuit breaker current $I_{n \max}$	$I_{n \max} = 2000 \text{ A}$	2 0
8th position:	Switching capacity class	High breaking capacity "H": 100 kA	4
9th position:	Electronic releases	ETU76B with pixel graphics display ...	N
10th position:	Electronic release supplement	... with ground-fault protection	G
11th position:	Number of poles	3-pole	3
12th position:	Installation type	Fixed mounting, main connections on rear, vertical	1
13th position:	Operating mechanisms	Manual operating mechanism with mechanical closing	1
14th position:	1st auxiliary switch	Shunt releases AC 50/60 Hz 110 V	F
15th position:	2nd auxiliary switch	Without 2nd auxiliary release	A
16th position:	Auxiliary switch	2 NO + 2 NC	2

An important prerequisite for computer-based order processing is that order numbers must be structured according to standardized criteria.

They are used as an unambiguous means of communication for various purposes:

- Offer processing
  - Selection and configuration
- Order processing
  - Ordering
  - Order confirmation
  - Handling warehouse
  - Products
  - Order processing at the supply bases
  - Delivery and shipment
- Reporting and planning
- Service and warranty

The standardized structure ensures that only one Order No. has to be administered for one device.

This saves time and effort during planning, configuring, ordering and stock keeping, and consequently above all it saves costs.

The example opposite explains the various positions within an Order No.

##### Accessories: with first order (components are already mounted)

		3WL1 2 1 6 - 4 J G 3 1 - 1 F A 3 - Z F 0 2	
Example			
"-Z" with order code	Communications interface "Standard" + Breaker Status Sensor (BSS) + communication module COM15 for connection to PROFIBUS DP		Z F 0 2

Additional accessory components can be ordered ready-mounted.

These supplements are identified by "-Z".

Even with additional components, one Order No. is sufficient.

##### Accessories: for retrofitting (components for subsequent fitting)

		3WL9 1 1 1 - 0 B A 2 1 - 0 A A 0	
Example			
Protective cover for mechanical ON/OFF without lock			

Additional accessories which are not intended to be ready-mounted in the factory, such as spare parts for storage, can also be ordered separately from the circuit breaker.

Accessories for retrofitting are identified by the Order No. stem 3WL9.

##### Documentation

<b>Operating manual</b> Complete set	German/English	Order No.	<b>3ZX18 12-0WL00-0AN1</b>
	French/Italian	Order No.	<b>3ZX18 12-0WL00-0AJ1</b>
	Spanish/Portuguese	Order No.	<b>3ZX18 12-0WL00-0AL1</b>
<b>manuals</b> <b>Communication</b>	German	Order No.	<b>A5E0151347</b>
	English	Order No.	<b>A5E0151353</b>

Delivery time class C  
On request  
On request

Free download of documentation from  
[www.siemens.com/lowvoltage/manuals](http://www.siemens.com/lowvoltage/manuals)

#### More information

Up-to-date information on the Internet at:  
[www.siemens.com/sentron](http://www.siemens.com/sentron)

# SENTRON 3WL Air Circuit Breakers

## 3WL Non-Automatic Air Circuit Breakers up to 4000 A (DC)

### 3- and 4-pole, fixed-mounted versions

#### Selection and ordering data

For general data see page 15/6.

Size	Max. rated circuit breaker current $I_{n \max}$ .	DT	3-pole non-automatic circuit breakers	DC	PU (UNIT, SET, M)	PS*	PG	Weight per PU approx.
			Order No. For Order No. supplements, see page 15/23	Price per PU				kg
<b>Horizontal main circuit connection</b>								
II	1000	B	3WL12 10-8□□32-....		1	1 unit	103	56.000
II	2000	B	3WL12 20-8□□32-....		1	1 unit	103	56.000
II	4000 <sup>1)</sup>	B	3WL12 40-8□□32-....		1	1 unit	103	64.000
<b>Vertical main circuit connection</b>								
II	1000	B	3WL12 10-8□□31-....		1	1 unit	103	56.000
II	2000	B	3WL12 20-8□□31-....		1	1 unit	103	56.000
II	4000 <sup>1)</sup>	B	3WL12 40-8□□31-....		1	1 unit	103	85.000
<b>Front main circuit connection, single hole</b>								
II	1000	B	3WL12 10-8□□33-....		1	1 unit	103	56.000
II	2000	B	3WL12 20-8□□33-....		1	1 unit	103	56.000
<b>Front main circuit connection, double hole</b>								
II	1000	B	3WL12 10-8□□34-....		1	1 unit	103	56.000
II	2000	B	3WL12 20-8□□34-....		1	1 unit	103	56.000
<b>Non-automatic circuit breakers<sup>2)</sup></b>			Order No. supplements	Add. price				
Without electronic release			<b>AA</b>	None				
<b>Standard Order No. supplements (for further Order No. supplements, see page 15/23)</b>								
Manual operating mechanism with mechanical closing			<b>1AA2</b>	None				

Size	Max. rated circuit breaker current $I_{n \max}$ .	DT	4-pole non-automatic circuit breakers	DC	PU (UNIT, SET, M)	PS*	PG	Weight per PU approx.
			Order No. For Order No. supplements, see page 15/23	Price per PU				kg
<b>Horizontal main circuit connection</b>								
II	1000	B	3WL12 10-8□□42-....		1	1 unit	103	67.000
II	2000	B	3WL12 20-8□□42-....		1	1 unit	103	67.000
II	4000 <sup>1)</sup>	B	3WL12 40-8□□42-....		1	1 unit	103	77.000
<b>Vertical main circuit connection</b>								
II	1000	B	3WL12 10-8□□41-....		1	1 unit	103	75.000
II	2000	B	3WL12 20-8□□41-....		1	1 unit	103	75.000
II	4000 <sup>1)</sup>	B	3WL12 40-8□□41-....		1	1 unit	103	103.000
<b>Front main circuit connection, single hole</b>								
II	1000	B	3WL12 10-8□□43-....		1	1 unit	103	67.000
II	2000	B	3WL12 20-8□□43-....		1	1 unit	103	67.000
<b>Front main circuit connection, double hole</b>								
II	1000	B	3WL12 10-8□□44-....		1	1 unit	103	67.000
II	2000	B	3WL12 20-8□□44-....		1	1 unit	103	67.000
<b>Non-automatic circuit breakers<sup>2)</sup></b>			Order No. supplements	Add. price				
Without electronic release			<b>AA</b>	None				
<b>Standard Order No. supplements (for further Order No. supplements, see page 15/23)</b>								
Manual operating mechanism with mechanical closing			<b>1AA2</b>	None				

Add "-Z" to the complete Order No. and indicate the appropriate order code(s).	Order No. with "-Z" and additional order code	1 2 3 4 5 6 7 8 9 10 11 12 13 14 15 16	Add. price
		3WL1 2 . 0 - 8 . . . . . -Z	
		□□□	
			3-pole 4-pole
Rated voltage 1000 V DC			
Size II	Up to 2000 A	<b>A 0 5</b>	x x
Size II	Up to 4000 A	<b>A 0 5</b>	x x

#### Note:

For voltages over 600 V use the version for 1000 V DC rated voltage: Order with "-Z" and order code "A05".

All other accessory parts must be ordered by specifying "-Z" and the corresponding order code, see "3WL Air circuit breakers/non-automatic air circuit breakers up to 6300 A (AC)", "Options", page 15/24 onwards.

x = Additional price

An external overload and short-circuit protection device is available from the company "mat" for the SENTRON 3WL non-automatic air circuit breakers.

Available only directly from the company "mat" – Maschinen- und Anlagentechnik (for address see "Appendix, External Partners").

<sup>1)</sup> Provisions to dissipate heat must be made on the line side.

<sup>2)</sup> For permissible rated short-time current  $I_{cw}$  and short-circuit switching capacity  $I_{cc}$  for non-automatic circuit breakers see page 15/3.

# SENTRON 3WL Air Circuit Breakers

## 3WL Non-Automatic Air Circuit Breakers up to 4000 A (DC)

3-pole, withdrawable versions

## Selection and ordering data

Size	Max. rated circuit breaker current $I_{n \max}$	DT	3-pole non-automatic circuit breakers	DC	PU (UNIT, SET, M)	PS*	PG	Weight per PU approx.
A			Order No. For Order No. supplements, see page 15/23	Price per PU				kg
<b>Without guide frames (for guide frames, see page 15/53)</b>								
II	1000	B	3WL12 10-8□□35-....		1	1 unit	103	60.000
II	2000	B	3WL12 20-8□□35-....		1	1 unit	103	60.000
II	4000 <sup>1)</sup>	B	3WL12 40-8□□35-....		1	1 unit	103	68.000
<b>With guide frames, horizontal main circuit connection</b>								
II	1000	B	3WL12 10-8□□36-....		1	1 unit	103	91.000
II	2000	B	3WL12 20-8□□36-....		1	1 unit	103	91.000
II	4000 <sup>1)</sup>	B	3WL12 40-8□□36-....		1	1 unit	103	113.000
<b>With guide frames, vertical main circuit connection</b>								
II	1000	B	3WL12 10-8□□37-....		1	1 unit	103	91.000
II	2000	B	3WL12 20-8□□37-....		1	1 unit	103	91.000
II	4000 <sup>1)</sup>	B	3WL12 40-8□□37-....		1	1 unit	103	121.000
<b>With guide frames, connecting flanges</b>								
II	1000	B	3WL12 10-8□□38-....		1	1 unit	103	91.000
II	2000	B	3WL12 20-8□□38-....		1	1 unit	103	91.000
II	4000 <sup>1)</sup>	B	3WL12 40-8□□38-....		1	1 unit	103	113.000
<b>Non-automatic circuit breakers<sup>2)</sup></b>			Order No. supplements	Add. price				
Without electronic release			<b>AA</b>	None				
<b>Standard Order No. supplements (for further Order No. supplements for circuit breakers and guide frames, see page 15/23)</b>								
Manual operating mechanism with mechanical closing			<b>1AA2</b>	None				
Add "-Z" to the complete Order No. and indicate the appropriate order code(s).			Order No. with "-Z" and additional order code	1 2 3 4 5 6 7 8 9 10 11 12 13 14 15 16	Add. price			
				3WL1 2 . 0 - 8 . . 3 . . . . . -Z	3-pole			
				□□□				
Rated voltage 1000 V DC								
Size II <sup>4)</sup> Up to 2000 A				<b>A 05</b>	x			
Size II <sup>4)</sup> Up to 4000 A				<b>A 05</b>	x			
Tinned version of the customer's connections on the guide frame <sup>3)</sup> Only for circuit breakers in withdrawable version with horizontal connection or flange connection. The normal delivery time increases to 15 work days.								
Size II				<b>A 08</b>	x			

**Note:**

For voltages over 600 V use the version for 1000 V DC rated voltage; order with "-Z" and order code "A05".

All other accessory parts must be ordered by specifying "-Z" and the corresponding order code, see "3WL Air circuit breakers/non-automatic air circuit breakers up to 6300 A (AC)", "Options", page 15/24 onwards.

An external overload and short-circuit protection device is available from the company "mat" for the SENTRON 3WL non-automatic air circuit breakers.

Available only directly from the company "mat" – Maschinen- und Anlagentechnik (for address see "Appendix⇒, External Partners").

x = Additional price

- Provisions to dissipate heat must be made on the line side.
- For permissible rated short-time current  $I_{cw}$  and short-circuit switching capacity  $I_{cc}$  for non-automatic circuit breakers see page 15/3.
- The permissible temperature-rise limits according to IEC 60947-2 are 5 K lower for a tin surface than for a silver surface.
- If ordering withdrawable circuit breaker and guide frame separately, specify order code "A05" for withdrawable circuit breaker and guide frame.

# SENTRON 3WL Air Circuit Breakers

## 3WL Non-Automatic Air Circuit Breakers up to 4000 A (DC)

4-pole, withdrawable versions

### Selection and ordering data

Size	Max. rated circuit breaker current $I_{n \max}$	DT	4-pole non-automatic circuit breakers	DC	PU (UNIT, SET, M)	PS*	PG	Weight per PU approx.
			Order No. For Order No. supplements, see page 15/23	Price per PU				kg
<b>Without guide frames (for guide frames, see page 15/53)</b>								
II	1000	B	<b>3WL12 10-8□□45-....</b>		1	1 unit	103	75.000
II	2000	B	<b>3WL12 20-8□□45-....</b>		1	1 unit	103	75.000
II	4000 <sup>1)</sup>	B	<b>3WL12 40-8□□45-....</b>		1	1 unit	103	82.000
<b>With guide frames, horizontal main circuit connection</b>								
II	1000	B	<b>3WL12 10-8□□46-....</b>		1	1 unit	103	109.000
II	2000	B	<b>3WL12 20-8□□46-....</b>		1	1 unit	103	109.000
II	4000 <sup>1)</sup>	B	<b>3WL12 40-8□□46-....</b>		1	1 unit	103	136.000
<b>With guide frames, vertical main circuit connection</b>								
II	1000	B	<b>3WL12 10-8□□47-....</b>		1	1 unit	103	109.000
II	2000	B	<b>3WL12 20-8□□47-....</b>		1	1 unit	103	109.000
II	4000 <sup>1)</sup>	B	<b>3WL12 40-8□□47-....</b>		1	1 unit	103	146.000
<b>With guide frames, connecting flanges</b>								
II	1000	B	<b>3WL12 10-8□□48-....</b>		1	1 unit	103	109.000
II	2000	B	<b>3WL12 20-8□□48-....</b>		1	1 unit	103	109.000
II	4000 <sup>1)</sup>	B	<b>3WL12 40-8□□48-....</b>		1	1 unit	103	136.000
<b>Non-automatic circuit breakers<sup>2)</sup></b>			Order No. supplements	Add. price				
Without electronic release			<b>AA</b>	None				
<b>Standard Order No. supplements (for further Order No. supplements for circuit breakers and guide frames, see page 15/23)</b>								
Manual operating mechanism with mechanical closing			<b>1AA2</b>	None				
Add "-Z" to the complete Order No. and indicate the appropriate order code(s).			Order No. with "-Z" and additional order code	1 2 3 4 5 6 7 8 9 10 11 12 13 14 15 16				Add. price
				<b>3WL1 2 . 0 - 8 . . 4 . - . . . . -Z</b>				4-pole
Rated voltage 1000 V DC								
Size II <sup>4)</sup>	Up to 2000 A			<b>A 05</b>				x
Size II <sup>4)</sup>	Up to 4000 A			<b>A 05</b>				x
Tinned version of the customer's connections on the guide frame <sup>3)</sup> Only for circuit breakers in withdrawable version with horizontal connection or flange connection. The normal delivery time increases to 15 work days.								
Size II				<b>A 08</b>				x

#### Note:

For voltages over 600 V use the version for 1000 V DC rated voltage; order with "-Z" and order code "A05".

All other accessory parts must be ordered by specifying "-Z" and the corresponding order code, see "3WL Air circuit breakers/non-automatic air circuit breakers up to 6300 A (AC)", "Options", page 15/24 onwards.

An external overload and short-circuit protection device is available from the company "mat" for the SENTRON 3WL non-automatic air circuit breakers.

Available only directly from the company "mat" – Maschinen- und Anlagentechnik (for address see "Appendix", "External Partners").

x = Additional price

1) Provisions to dissipate heat must be made on the line side.

2) For permissible rated short-time current  $I_{cw}$  and short-circuit switching capacity  $I_{cc}$  for non-automatic circuit breakers see page 15/3.

3) The permissible temperature-rise limits according to IEC 60947-2 are 5 K lower for a tin surface than for a silver surface.

4) If ordering withdrawable circuit breaker and guide frame separately, specify order code "A05" for withdrawable circuit breaker and guide frame.

# SENTRON 3WL Air Circuit Breakers

## 3WL Non-Automatic Air Circuit Breakers up to 4000 A (DC)

### Accessories and spare parts

#### Selection and ordering data

##### Guide frames for DC non-automatic circuit breakers

Size	Max. rated circuit breaker current $I_{n\ max}$	DT	For 3-pole non-automatic circuit breakers Order No. (Order No. supplements required according to table below)	Price per PU	PU (UNIT, SET, M)	PS*	PG	Weight per PU approx.
kg								
<b>Front main circuit connection, single hole</b>								
II	2000	B	<b>3WL9 212-3DA□□-□□A1</b>		1	1 unit	103	31.000
<b>Front main circuit connection, double hole</b>								
II	2000	B	<b>3WL9 212-3DB□□-□□A1</b>		1	1 unit	103	31.000
<b>Horizontal main circuit connection</b>								
II	2000	B	<b>3WL9 212-3DC□□-□□A1</b>		1	1 unit	103	31.000
II	4000	B	<b>3WL9 212-6DC□□-□□A1</b>		1	1 unit	103	60.000
<b>Vertical main circuit connection</b>								
II	2000	B	<b>3WL9 212-3DD□□-□□A1</b>		1	1 unit	103	31.000
II	4000	B	<b>3WL9 212-6DD□□-□□A1</b>		1	1 unit	103	60.000
<b>Main circuit connection connecting flanges</b>								
II	2000	B	<b>3WL9 212-3DE□□-□□A1</b>		1	1 unit	103	31.000
II	4000	B	<b>3WL9 212-6DE□□-□□A1</b>		1	1 unit	103	60.000

##### Number of auxiliary supply connectors

Without

- 1 connector
- 2 connectors
- 3 connectors
- 4 connectors

For required number of auxiliary supply connectors, see table on page 15/29

##### Type of auxiliary circuit connections

Without

- With screw connections (SIGUT)
- With screwless connection method (tension spring)

##### Position signaling switches

Without

- Option 1 Connected 1 CO contact, test 1 CO contacts, disconnected 1 CO contact
- Option 2 Connected 3 CO contacts, test 2 CO contacts, disconnected 1 CO contact

##### Shutters

Without

- With shutter, 2 parts, lockable

Order No. supplements

Add. price

0	3-pole
1	None
2	x
3	x
4	x
0	None
1	x
2	x
0	None
1	x
2	x
A	None
B	x

Add "-Z" to the complete Order No. and indicate the appropriate order code(s).

Order No. with "-Z" and additional order code

1 2 3 4 5 6 7 8 9 10 11 12 13 14 15 16  
**3WL9 2 1 2 - . . . . . A1 -Z**  
 □□□

Add. price

Rated voltage 1000 V DC

Size II

**A 0 5**

x

Tinned version of the customer's connections on the guide frame<sup>1)</sup>

Only for guide frames with horizontal connection or flange connection

Size II

**A 0 8**

x

#### Guide frames for 4-pole DC non-automatic circuit breakers

All other accessory parts must be ordered by specifying "-Z" and the corresponding order code, see "3WL Air circuit breakers/Non-Automatic Air circuit breakers up to 6300 A (AC)", "Options", page 15/24 onwards.

x = Additional price

<sup>1)</sup> The permissible temperature-rise limits according to IEC 60947-2 are 5 K lower for a tin surface than for a silver surface.

# SENTRON 3WL Air Circuit Breakers

## 3WL Non-Automatic Air Circuit Breakers up to 4000 A (DC)

### Accessories and spare parts

Size	Max. rated circuit breaker current $I_{n\max}$	DT	For 4-pole non-automatic circuit breakers Order No. (Order No. supplements required according to table below)	Price per PU	PU (UNIT, SET, M)	PS*	PG	Weight per PU approx. kg
<b>Front main circuit connection, single hole</b>								
II	2000	B	<b>3WL9 212-3EA□□-□□A1</b>		1	1 unit	103	37.000
<b>Front main circuit connection, double hole</b>								
II	2000	B	<b>3WL9 212-3EB□□-□□A1</b>		1	1 unit	103	37.000
<b>Horizontal main circuit connection</b>								
II	2000	B	<b>3WL9 212-3EC□□-□□A1</b>		1	1 unit	103	37.000
II	4000	B	<b>3WL9 212-6EC□□-□□A1</b>		1	1 unit	103	84.000
<b>Vertical main circuit connection</b>								
II	2000	B	<b>3WL9 212-3ED□□-□□A1</b>		1	1 unit	103	37.000
II	4000	B	<b>3WL9 212-6ED□□-□□A1</b>		1	1 unit	103	84.000
<b>Main circuit connection connecting flanges</b>								
II	2000	B	<b>3WL9 212-3EE□□-□□A1</b>		1	1 unit	103	37.000
II	4000	B	<b>3WL9 212-6EE□□-□□A1</b>		1	1 unit	103	84.000
				Order No. supplements	Add. price			
<b>Number of auxiliary supply connectors</b>						4-pole		
Without				0		None		
1 connector				1		x		
2 connectors				2		x		
3 connectors				3		x		
4 connectors				4		x		
For required number of auxiliary supply connectors, see table on page 15/29								
<b>Type of auxiliary circuit connections</b>								
Without				0		None		
With screw connections (SIGUT)				1		x		
With screwless connection method (tension spring)				2		x		
<b>Position signaling switches</b>								
Without				0		None		
Option 1				1		x		
Option 2				2		x		
Option 1				0		None		
Option 2				1		x		
Option 2				2		x		
<b>Shutters</b>								
Without				A		None		
With shutter, 2 parts, lockable				B		x		
Add "-Z" to the complete Order No. and indicate the appropriate order code(s).			Order No. with "-Z" and additional order code	1 2 3 4 5 6 7 8 9 10 11 12 13 14 15 16				Add. price
Rated voltage 1000 V DC				<b>3WL9 2 1 2 - . . . . . A1 -Z</b>				
Size II				<b>□□□</b>				
Tinned version of the customer's connections on the guide frame <sup>1)</sup>				<b>A 0 5</b>				x
Only for guide frames with horizontal connection or flange connection				<b>A 0 8</b>				x
Size II				<b>A 0 8</b>				x

For guide frames for 3-pole DC non-automatic circuit breakers see previous page

All other accessory parts must be ordered by specifying "-Z" and the corresponding order code, see "3WL Air circuit breakers/Non-Automatic Air circuit breakers up to 6300 A (AC)", "Options", page 15/24 onwards.

x = Additional price

<sup>1)</sup> The permissible temperature-rise limits according to IEC 60947-2 are 5 K lower for a tin surface than for a silver surface.